



ANATECH ELECTRONICS INC
RF & Microwave Filters & Products

512 MHz Cavity Bandpass Filter

Part Number: AE512B10351



Electrical specifications

Center Frequency: 512 MHz
Bandwidth: 24 MHz
Passband: 500 MHz to 524 MHz
Insertion Loss: <1 dB @ 500 MHz to 524 MHz
Return Loss: >14 dB @ 500 MHz to 524 MHz
Rejection: >50 dB @ 554MHz to 1000 MHz
Input / Output Impedance: 50 Ohms

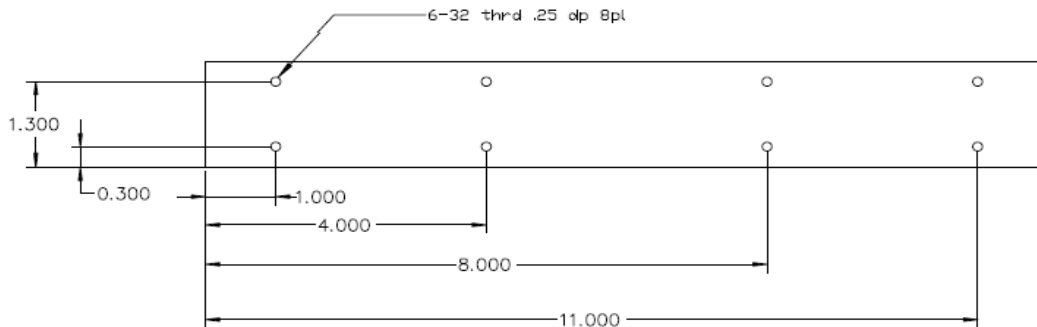

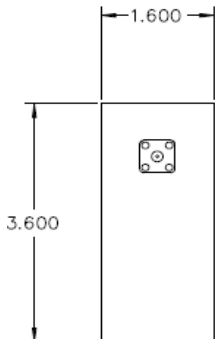
Mechanical

Mounting Method: Threaded Mounting Holes
Connector Type: SMA (F)
Dimensions: 12" x 3.6" x 1.6" in.

Environmental

Operating Temperature: -45 to +85 deg.C
Storage Temperature: -55 to +95 deg.C
Shock: 20 G. 11ms
Vibration: 20 G. 5 to 200Hz

Outline Drawing:





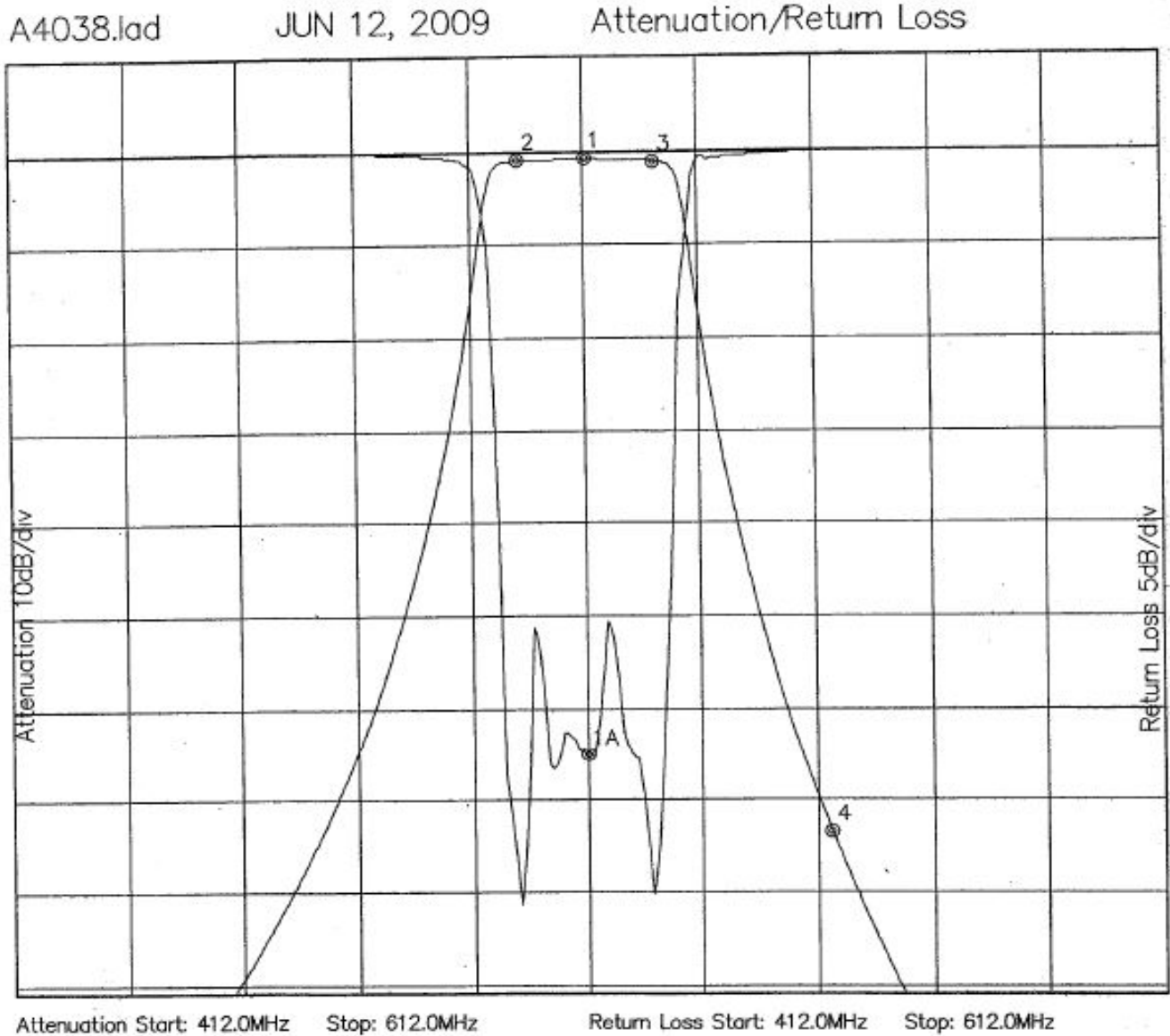
ANATECH ELECTRONICS INC
RF & Microwave Filters & Products

512 MHz Cavity Bandpass Filter

Part Number: AE512B10351



Response Plot:



Marker 1 Freq 512.16MHz Atten -0.743dB
Marker 2 Freq 500.20MHz Atten -0.917dB
Marker 3 Freq 524.11MHz Atten -1.016dB
Marker 4 Freq 554.16MHz Atten -73.384dB

Marker 1A Freq 511.83MHz Ret Loss -32.507dB