



**ANATECH ELECTRONICS INC**  
RF & Microwave Filters & Products

**1518-1559 / 1625.5-1675 MHz**  
**Ceramic Duplexer**  
**Part Number: AM1539-1650D1181**



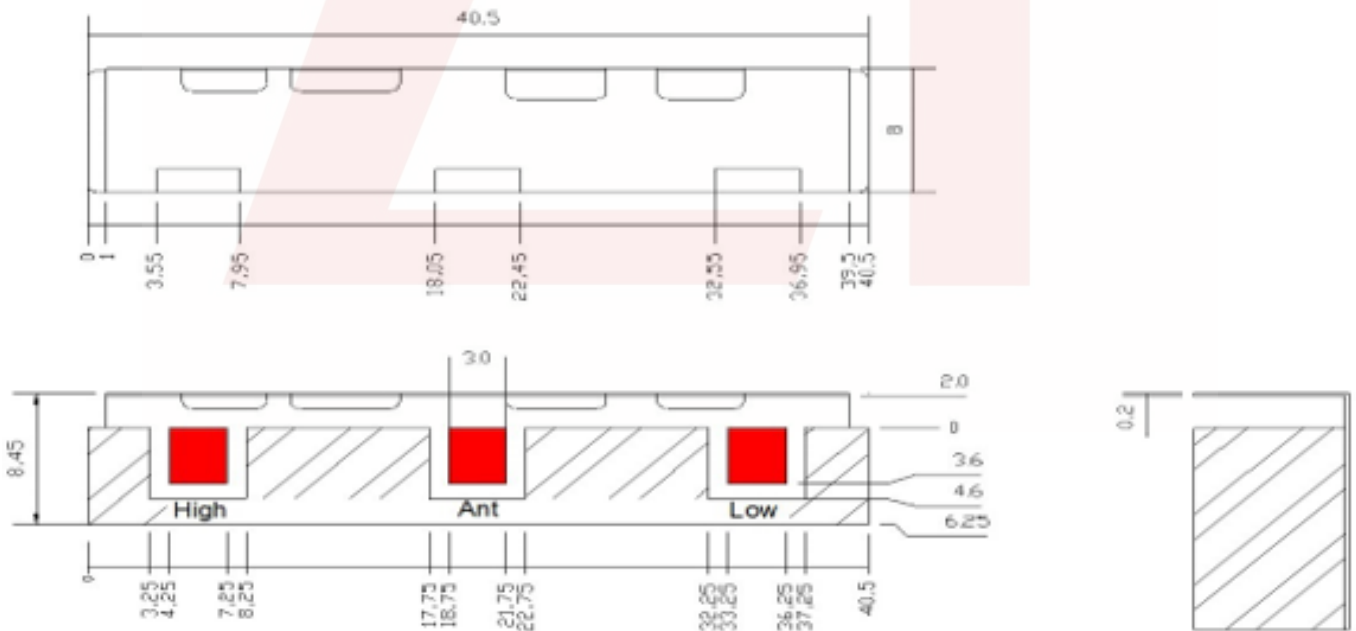
Characteristics	Band 1	Band 2
Passband:	1518-1559 MHz	1626.5-1675 MHz
Bandwidth:	41 MHz	48.5 MHz
Passband Return Loss:	15 dB min	14 dB min
Passband Insertion Loss:	1.4 dB max	1.6 dB max
Passband Ripple:	0.6 dB max	0.5 dB max
Input / Output Impedance:	50 Ohms	50 Ohms
Attenuation:	62 dB min. @ 1626.5~1675 MHz	62 dB min. @ 1518~1559 MHz
Phase match (Unit to Unit):	Typ. 5 deg	Typ. 5 deg
Power Handling:	3 W (12 W Peak)	3 W (12 W Peak)

Mechanical	
Mounting Method:	SMT
Dimensions:	40.5 x 8.45 x 8 mm

Environmental	
Operating Temperature:	-55 to +85 deg.C
Storage Temperature:	-55 to +100 deg.C
Termination Finish:	Silver

**This product is RoHs compliant.**

**Outline Drawing:**



Tolerance: +/-0.019 inches [+/- 0.5 mm]

Angles: +/- 1 Deg.

\*Tolerance as shown unless otherwise specified in the datasheet electrical specification tables above.

\*When max dimensions are called out the above tolerances do not apply as long as it is under the max call out.

DS-D1181-01272016-Rev0

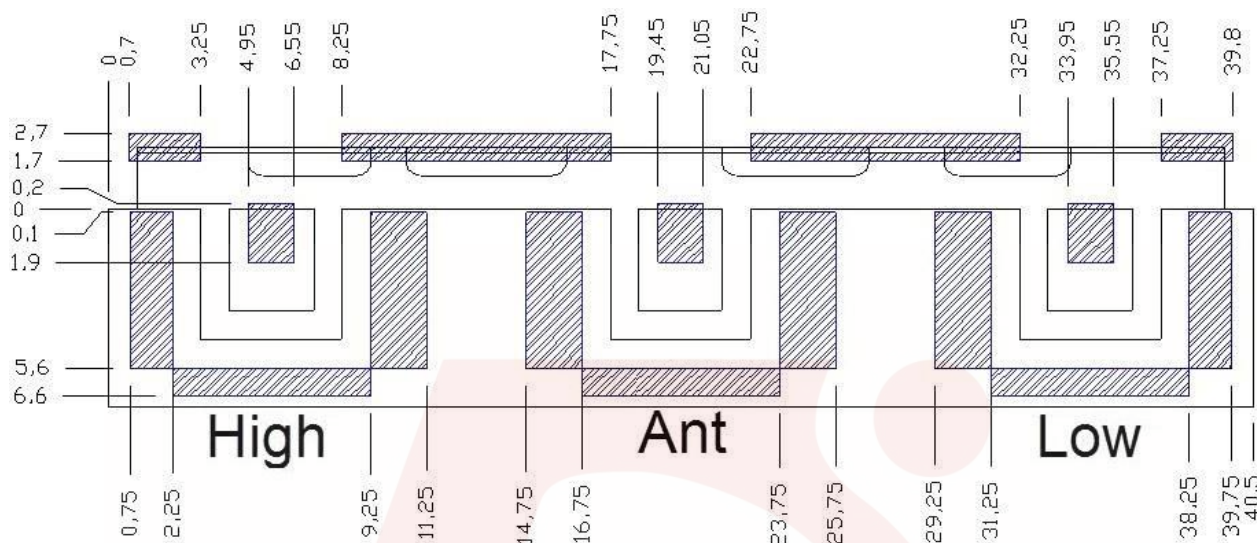



**ANATECH ELECTRONICS INC**  
RF & Microwave Filters & Products

**1518-1559 / 1625.5-1675 MHz**  
**Ceramic Duplexer**  
**Part Number: AM1539-1650D1181**



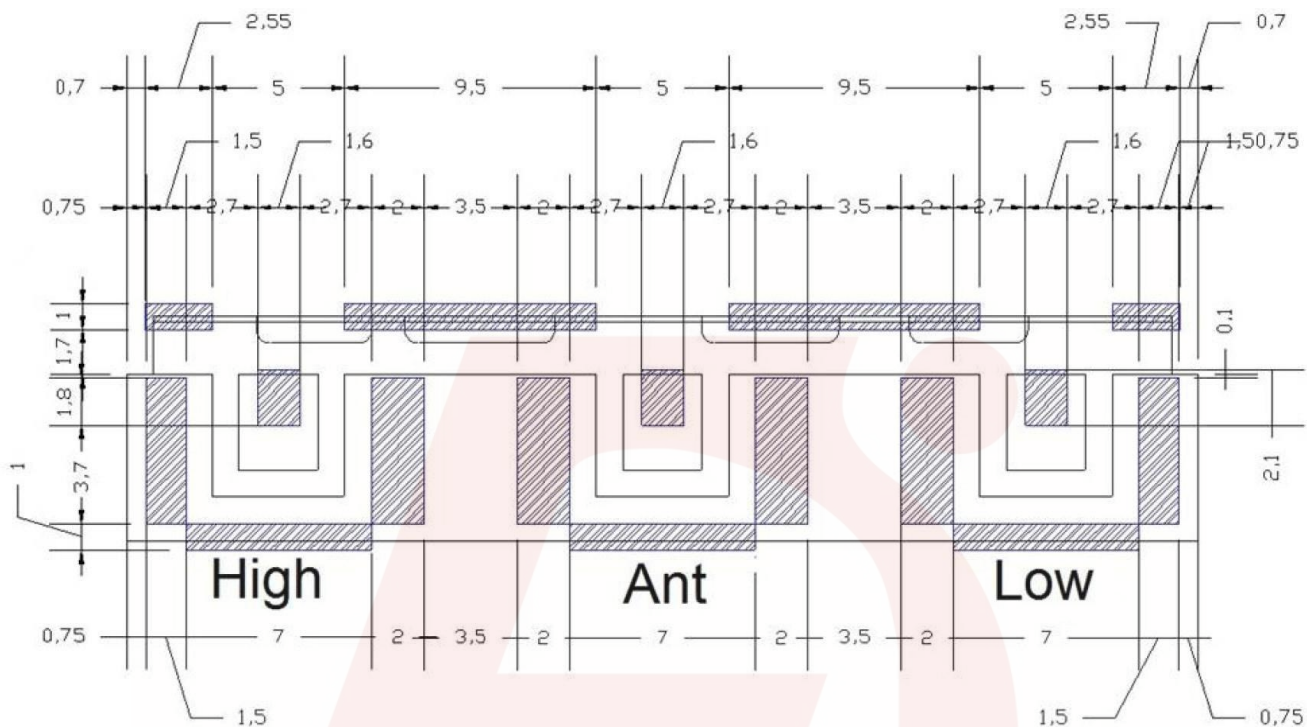
**Solder Pattern:**



-  : Non Solder
-  : Solder Mask



**Solder Pattern:**



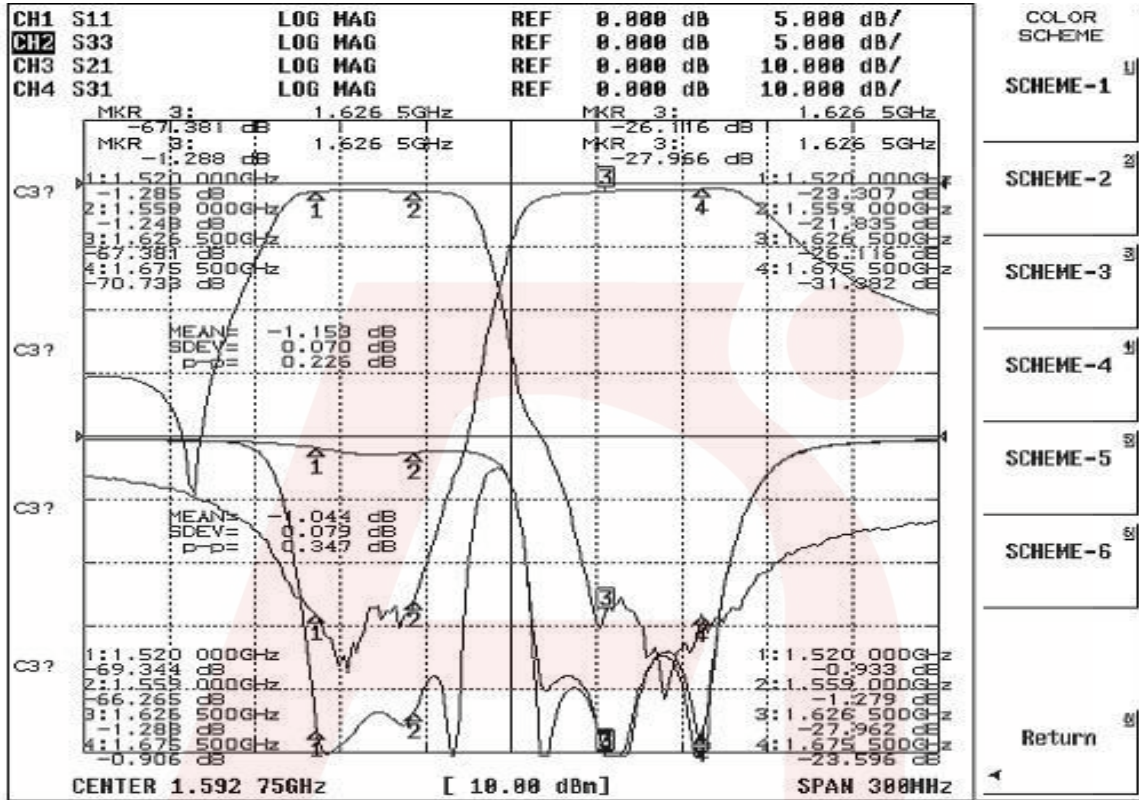


**ANATECH ELECTRONICS INC**  
RF & Microwave Filters & Products

**1518-1559 / 1625.5-1675 MHz**  
**Ceramic Duplexer**  
**Part Number: AM1539-1650D1181**



**Response Plot:**



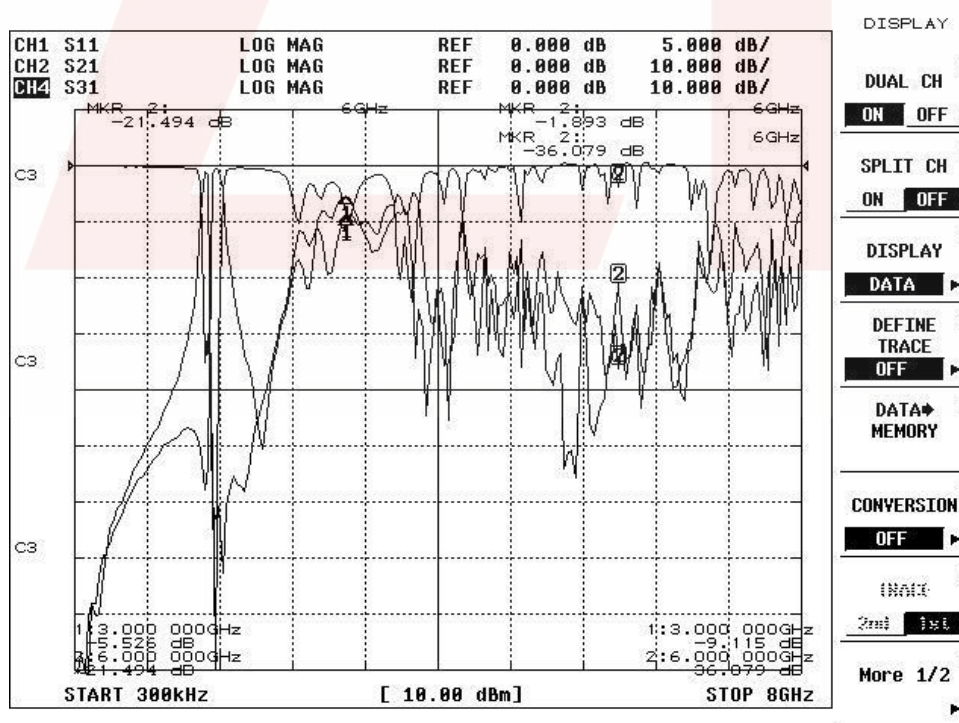
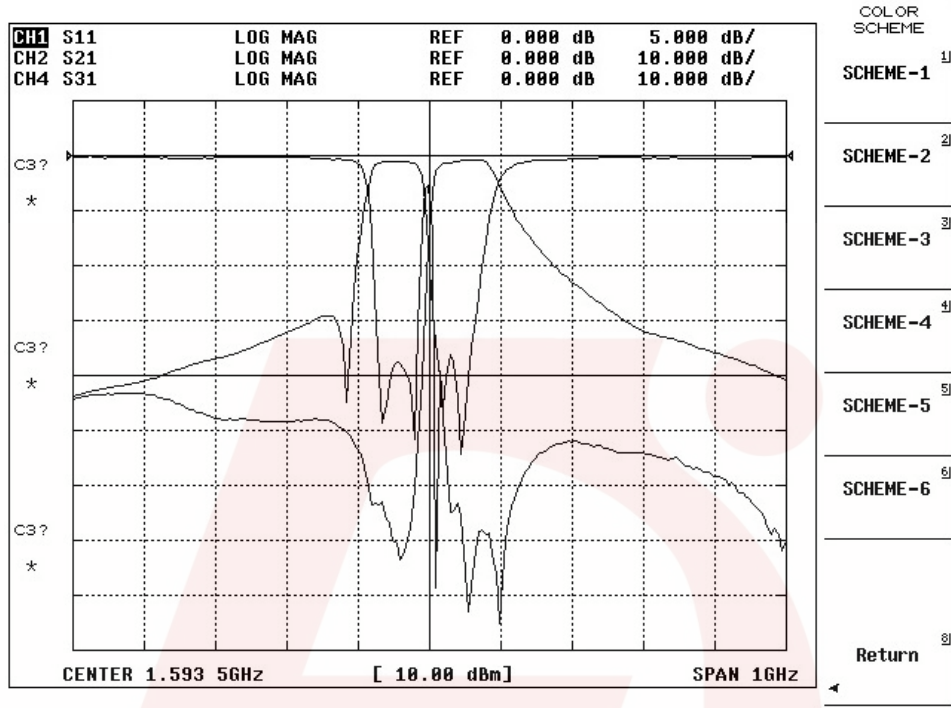


**ANATECH ELECTRONICS INC**  
RF & Microwave Filters & Products

**1518-1559 / 1625.5-1675 MHz**  
**Ceramic Duplexer**  
**Part Number: AM1539-1650D1181**



**Response Plot:**



DS-D1181-01272016-Rev0