



1542 MHz RF Saw Filter
Part Number: AM1542S1081



Parameters Description	Unit	Minimum	Typical	Maximum
Center Frequency (Fo)	MHz	-	1542.5	-
Insertion Loss within 1525.0 ~ 1560.0 MHz	dB	-	3.0	4.2
Amplitude Ripple within 1525.0 ~ 1560.0 MHz	dB _{p-p}	-	0.7	2.0
VSWR within 1525.0 ~ 1560.0 MHz	-	-	1.5	2.1
Attenuation:				
DC ~ 1480.0 MHz	dB	21	49	-
1630.0 ~ 1660.0 MHz	dB	26	44	-
1660.0 ~ 2050.0 MHz	dB	30	45	-
2050.0 ~ 3500.0 MHz	dB	25	44	-

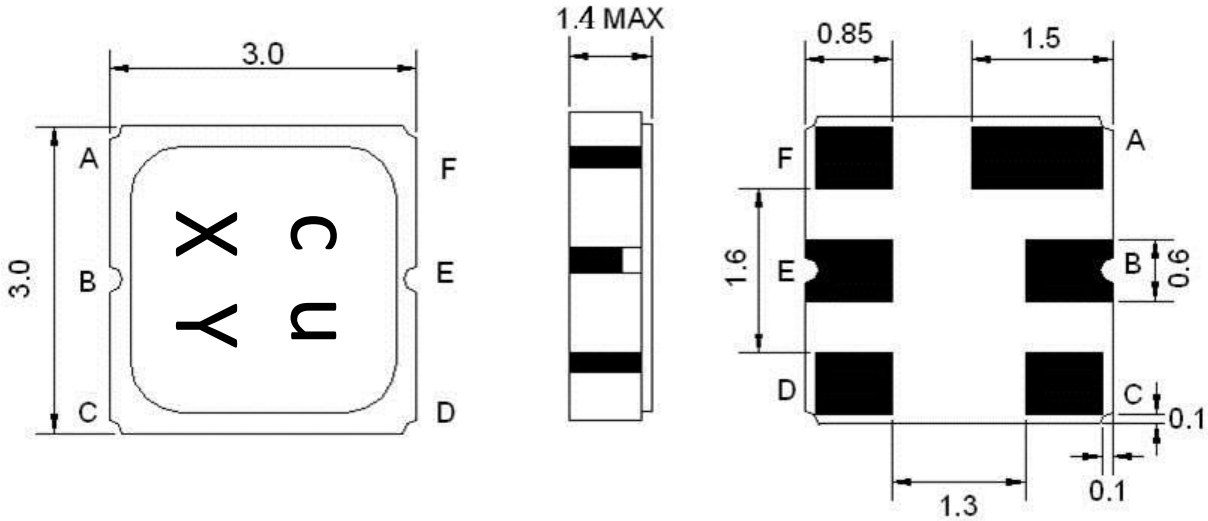
Maximum Ratings:

Parameters Description	Unit	Minimum	Typical	Maximum
Operation Temperature Range	°C	-20	-	+75
Storage Temperature Range	°C	-40	-	+85
Maximum DC Voltage	V	-	-	3
Maximum Input Power	dBm	-	-	10
Source Impedance (Single Ended) ₁	Ω	-	50	-
Load Impedance (Single Ended) ₁	Ω	-	50	-
Package Size and Type	3.0 x 3.0 x 1.4 mm M			

Notes: (1) No Matching Network



Outline Drawing:



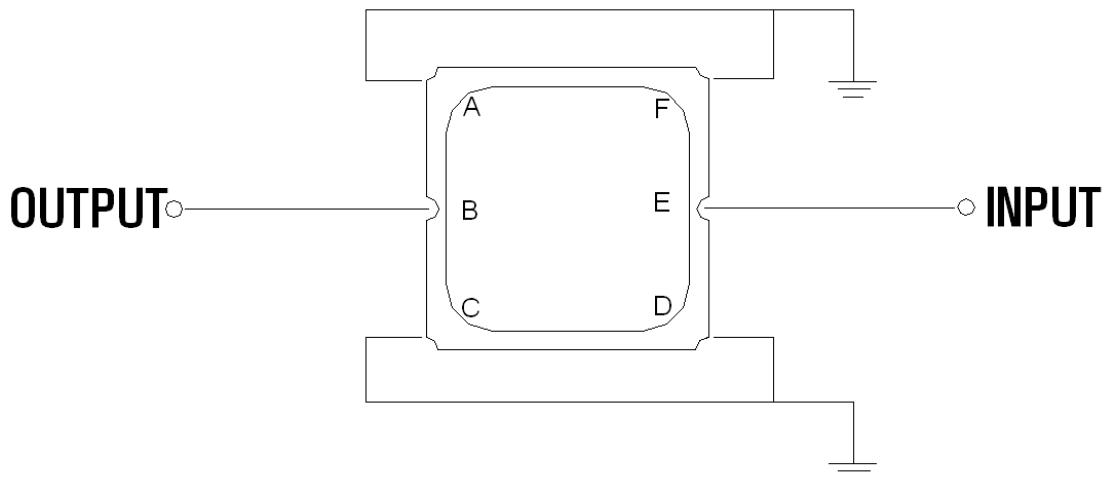
Marking Description:

Wireless Application – c
 Series Number – u
 Date Code (Year) – X
 Date Code (Month) - Y

Pin Description:

Ground – A C D F
 Input or Output – E
 Output or Input – B

Testing Environment:



Source/Load Impedance: 50 Ω

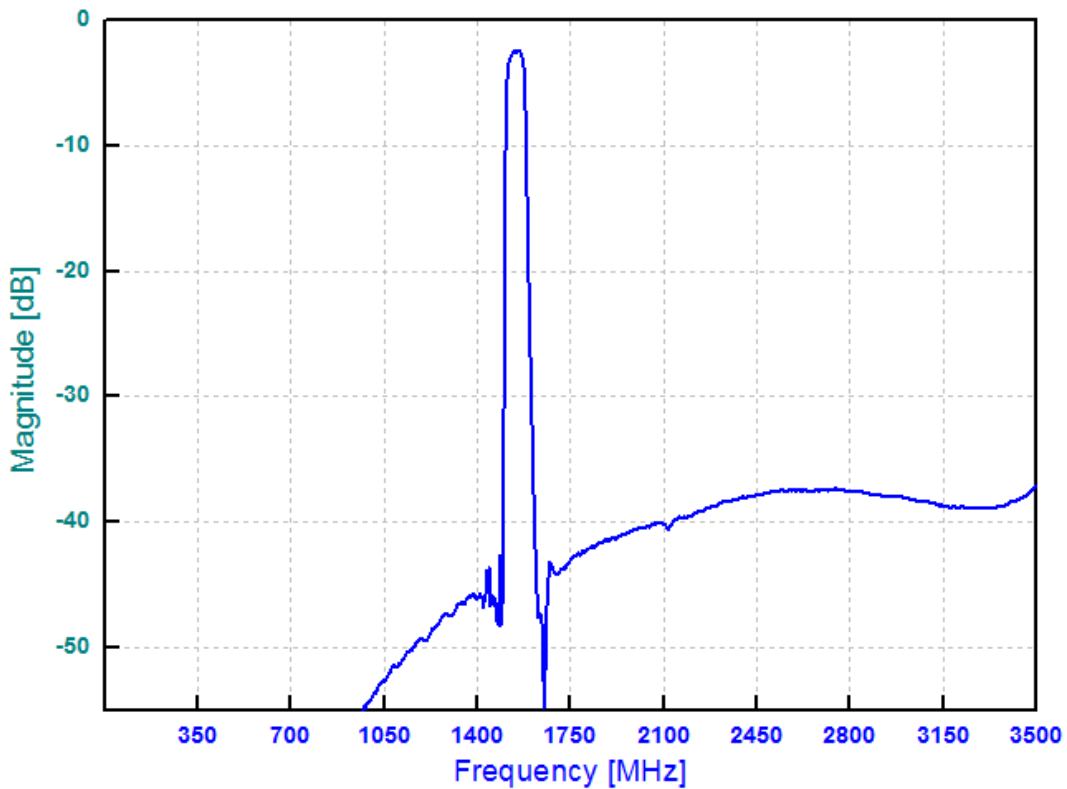
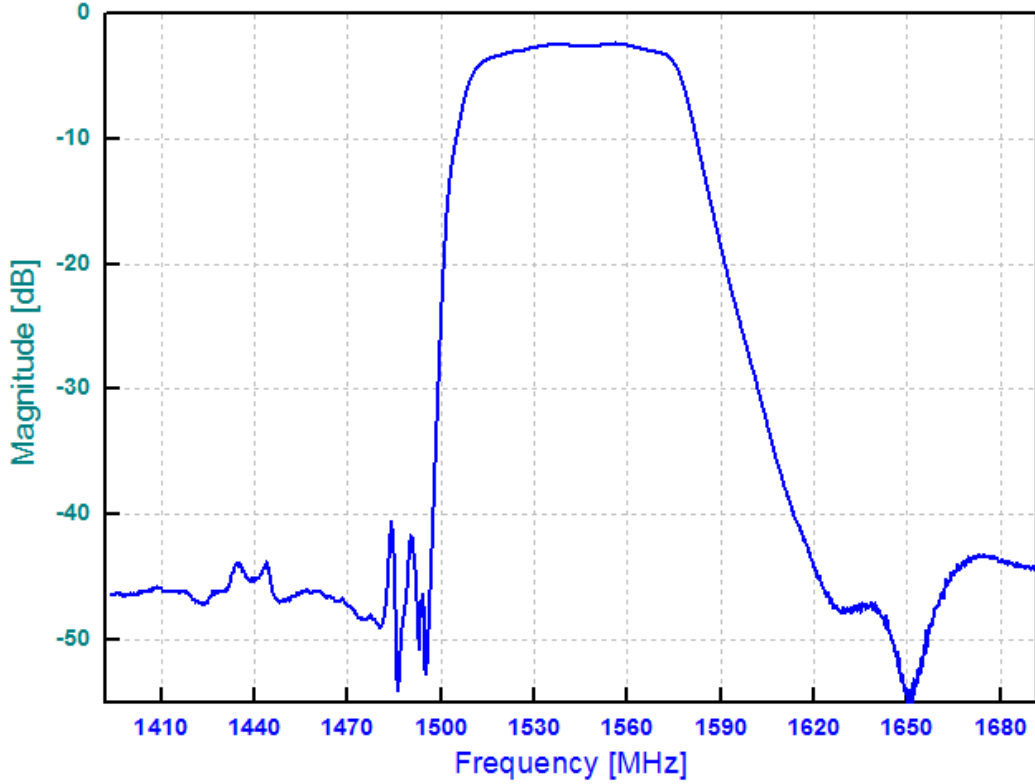


1542 MHz RF Saw Filter

Part Number: **AM1542S1081**

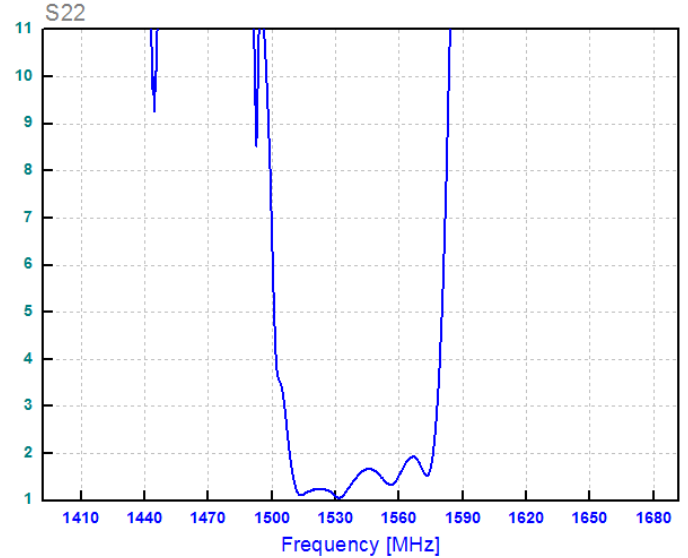
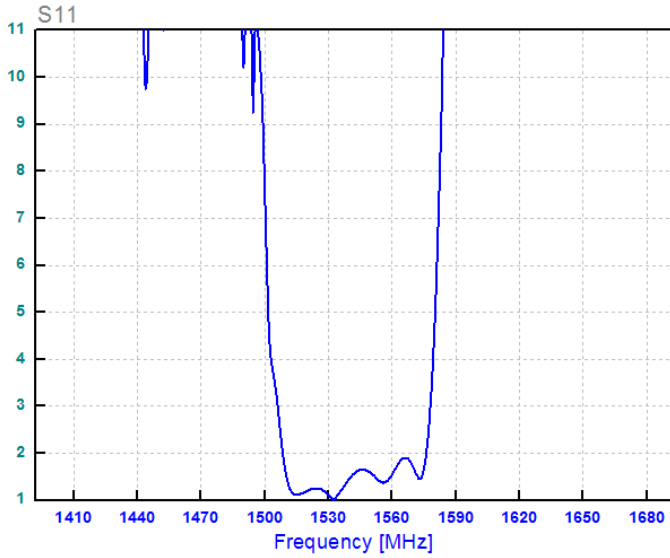


Frequency Response:





VSWR:



Smith Chart:

