



ANATECH ELECTRONICS INC
RF & Microwave Filters & Products

1575 MHz GPS RF Saw Filter

Part Number: AM1575S380



Parameters Description	Unit	Minimum	Typical	Maximum
Center Frequency (Fo)	MHz	-	1575.42	-
Insertion Loss within 1574.42 ~ 1576.42 MHz	dB	-	0.85	1.00
Amplitude Ripple within 1574.42 ~ 1576.42 MHz	dBp-p	-	0.05	0.30
VSWR within 1574.42 ~ 1576.42 MHz	-	-	1.20	1.60
Attenuation:				
500 ~ 894 MHz	dB	20	24	-
894 ~ 1500 MHz	dB	21	25	-
1650 ~ 2000 MHz	dB	25	28	-
2000 ~ 4000 MHz	dB	20	27	-

Parameters Description	Unit	Minimum	Typical	Maximum
Operation Temperature Range	°C	-40	-	+85
Storage Temperature Range	°C	-40	-	+85
Maximum DC Voltage	V	-	-	5
Maximum Input Power	dBm	-	-	10
Source Impedance (Single Ended) ₁	Ω	-	50	-
Load Impedance (Single Ended) ₁	Ω	-	50	-
Package Size and Type	1.4 x 1.1 x 0.6 mm Q			



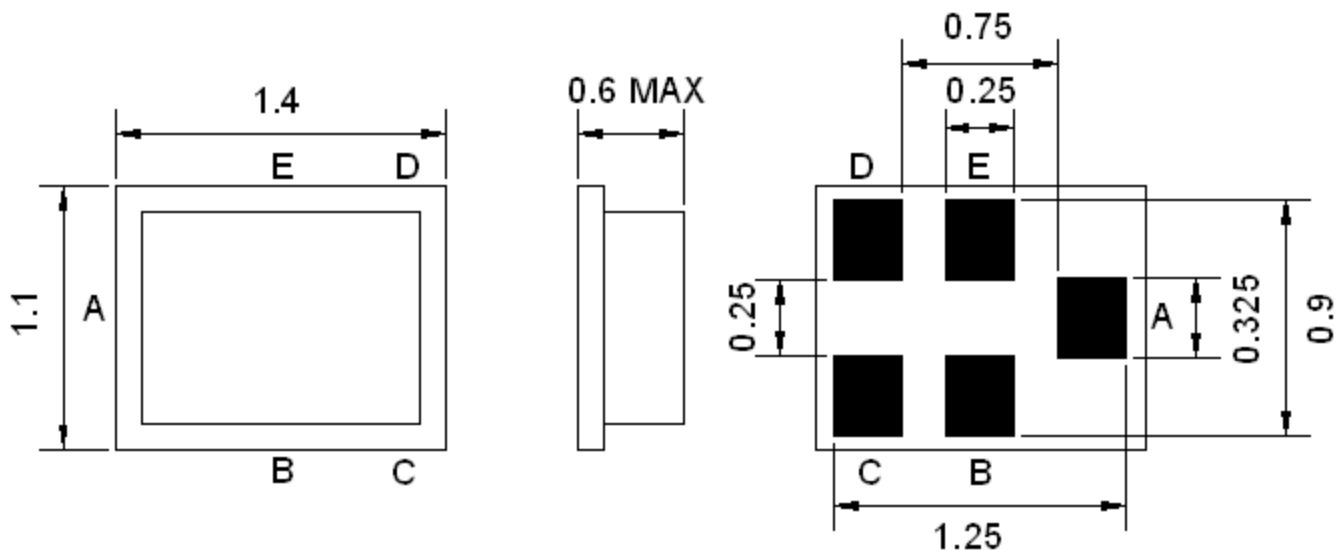
ANATECH ELECTRONICS INC
RF & Microwave Filters & Products

1575 MHz GPS RF Saw Filter

Part Number: AM1575S380



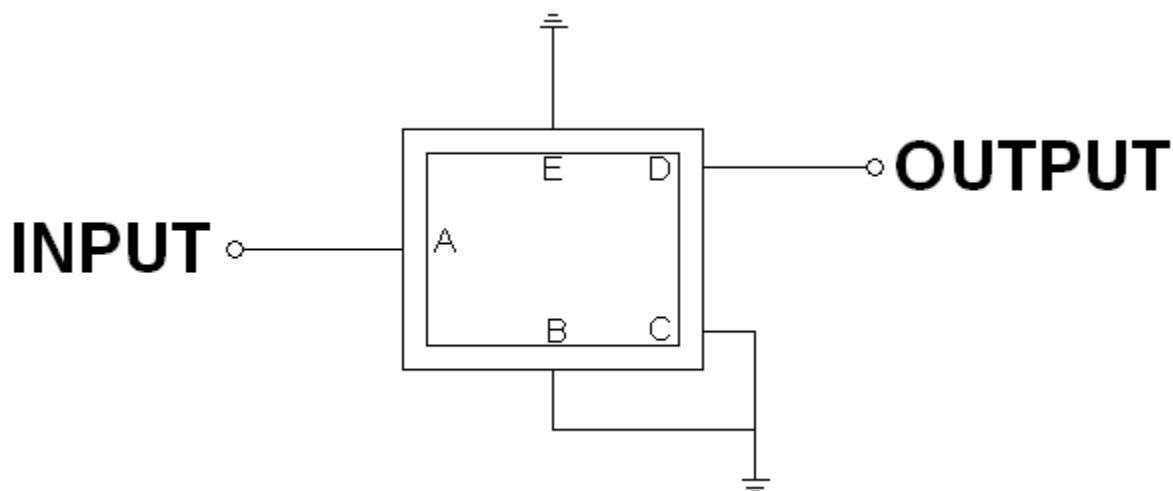
Outline Drawing:



Pin Description:

Ground – B C E
Input – A
Output – D

Testing Environment:



Source/Load Impedance: 50 Ω



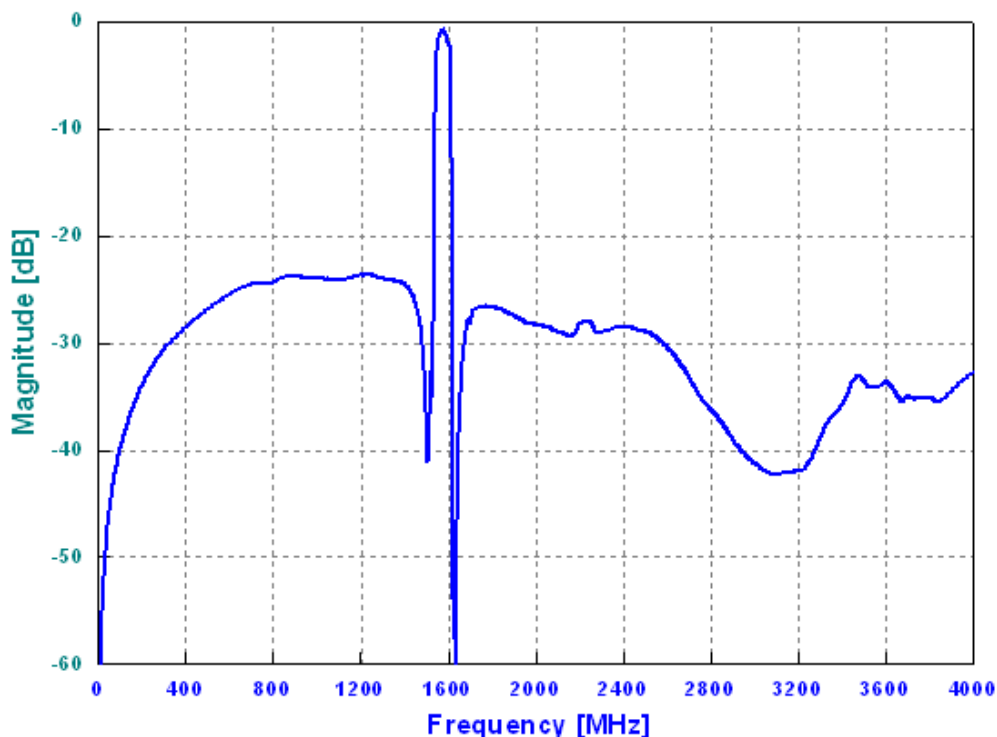
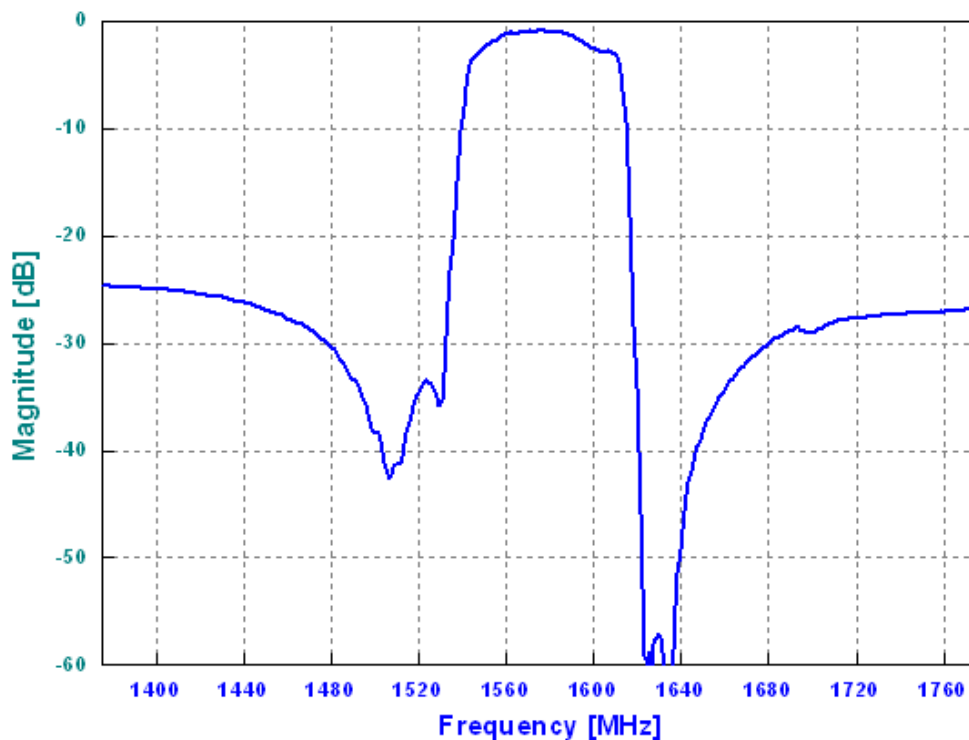
ANATECH ELECTRONICS INC
RF & Microwave Filters & Products

1575 MHz GPS RF Saw Filter

Part Number: AM1575S380



Response Plot:





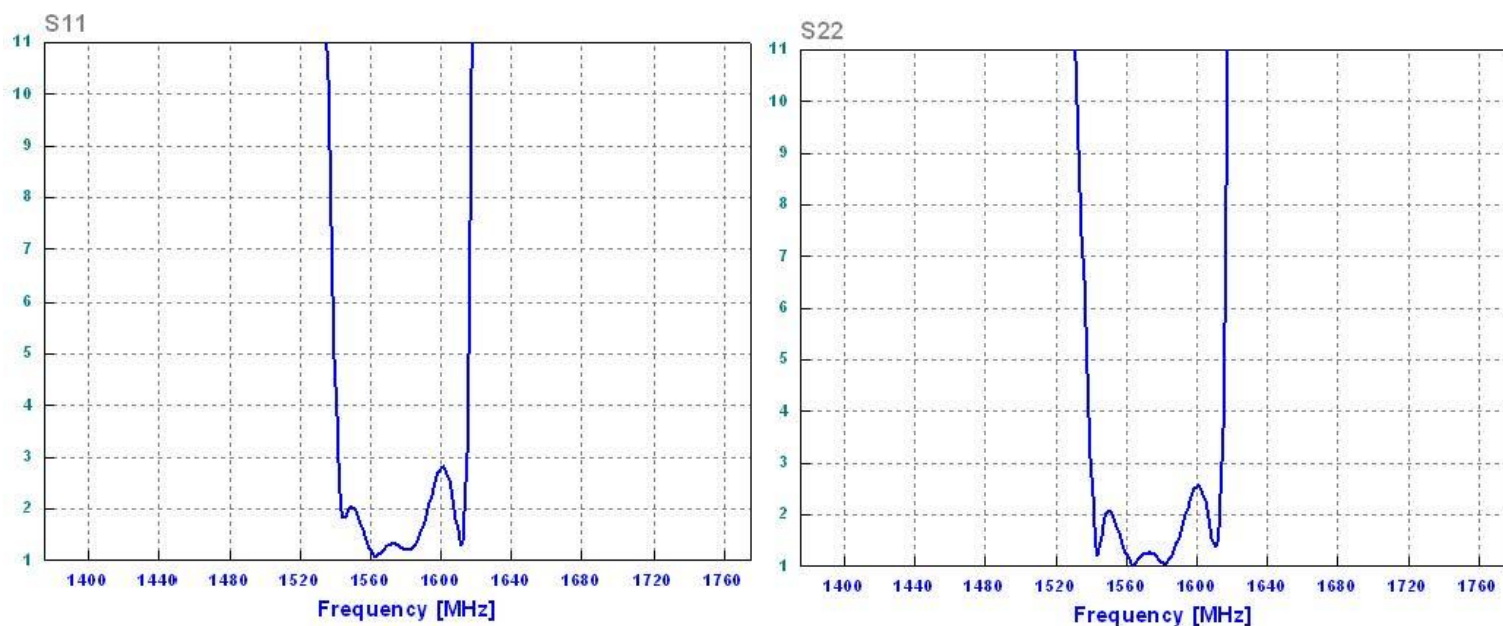
ANATECH ELECTRONICS INC
RF & Microwave Filters & Products

1575 MHz GPS RF Saw Filter

Part Number: AM1575S380



VSWR



Smith Chart

