



1643 MHz Balanced RF Saw Filter

Part Number: AM1643S1078



Parameters Description	Unit	Minimum	Typical	Maximum
Center Frequency (Fo)	MHz	-	1643.5	-
Insertion Loss within 1626.5 ~ 1660.5 MHz	dB	-	3.2	4.0
Amplitude Ripple within 1626.5 ~ 1660.5 MHz	dB _{p-p}	-	0.6	1.5
Input/Output VSWR within 1626.5 ~ 1660.5 MHz	-	-	1.7	2.2
Attenuation:				
DC ~ 1559.0 MHz	dB	50	60	-
1000.0 ~ 1575.0 MHz	dB	35	40	-
1575.0 ~ 1590.0 MHz	dB	20	33	-
1700.0 ~ 1750.0 MHz	dB	20	30	-
1750.0 ~ 1885.0 MHz	dB	37	45	-
1885.0 ~ 2200.0 MHz	dB	30	44	-
2200.0 ~ 2500.0 MHz	dB	28	38	-
2500.0 ~ 40000.0 MHz	dB	20	30	-

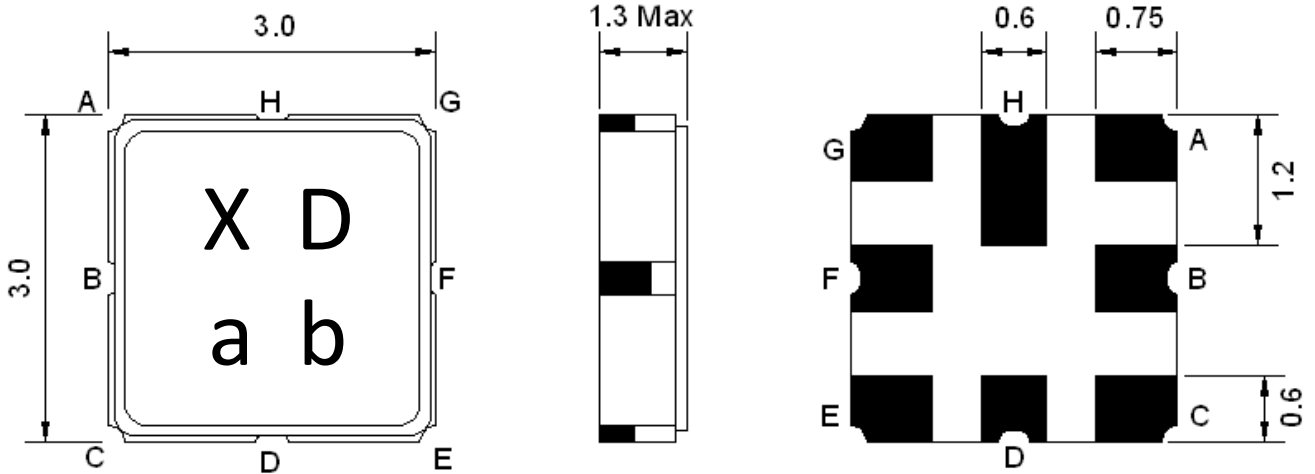
Maximum Ratings:

Parameters Description	Unit	Minimum	Typical	Maximum
Operation Temperature Range	°C	-30	-	+85
Storage Temperature Range	°C	-40	-	+85
Maximum DC Voltage	V	-	-	0
Maximum Input Power	dBm	-	-	10
Source Impedance (Single Ended) ₁	Ω	-	50	-
Load Impedance (Balanced Ended) ₁	Ω	-	50	-
Package Size and Type	3.0 x 3.0 x 1.3 mm M1			

Notes: (1) No Matching Network



Outline Drawing:



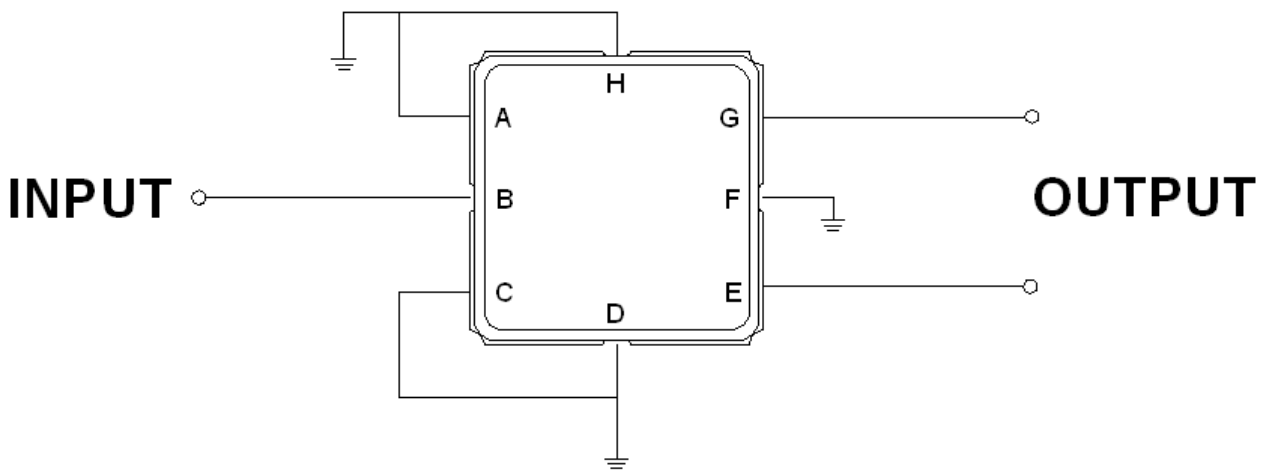
Marking Description:

Wireless Application – X
 Series Number – D
 Date Code (Year) – a
 Date Code (Month) - b

Pin Description:

Ground – A C D F H
 Input – B
 Output – E G

Testing Environment:



Source/Load Impedance: 50 Ω

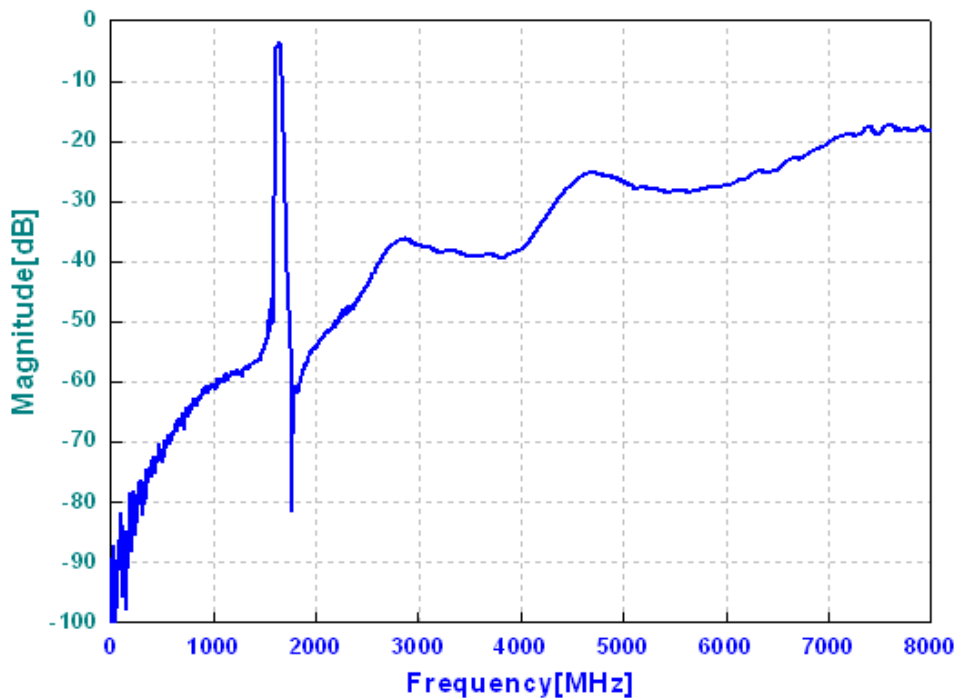
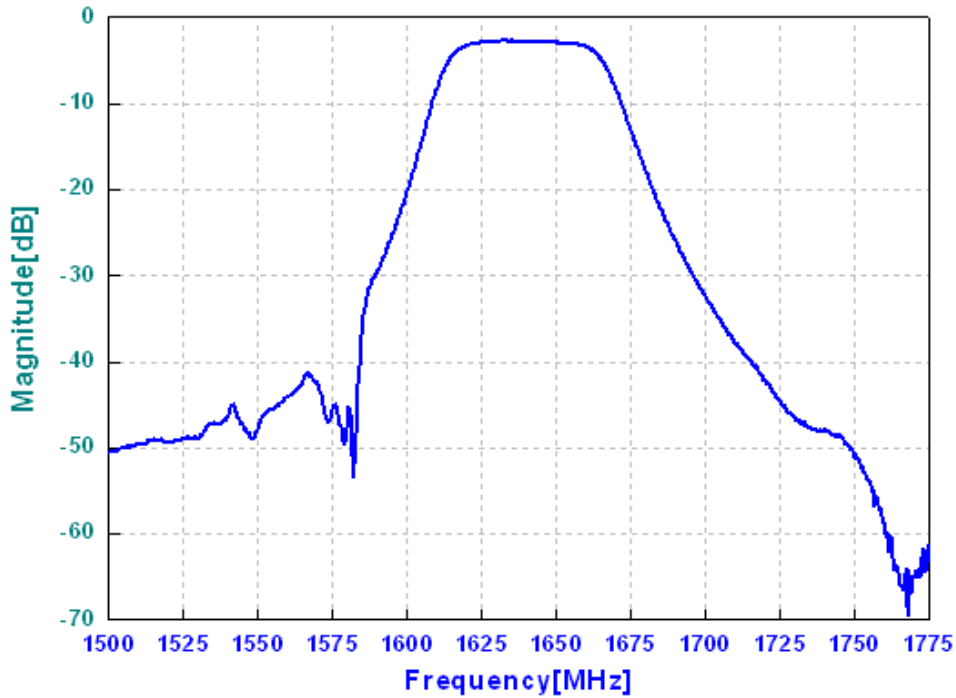


1643 MHz Balanced RF Saw Filter

Part Number: **AM1643S1078**

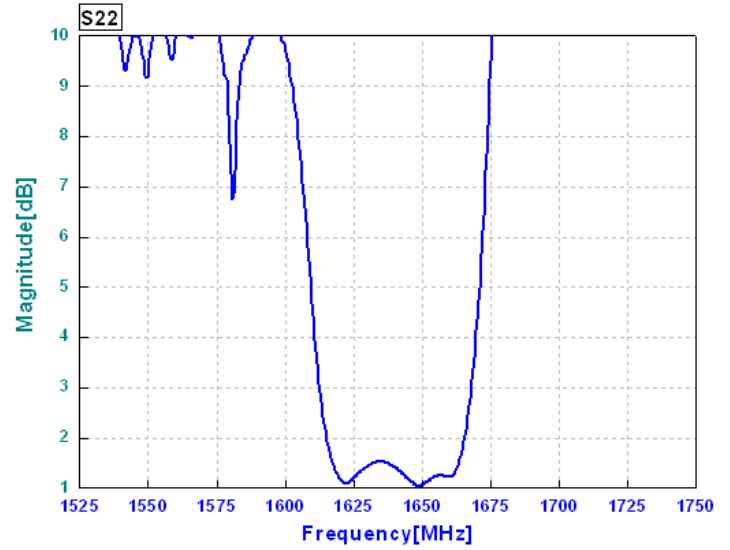
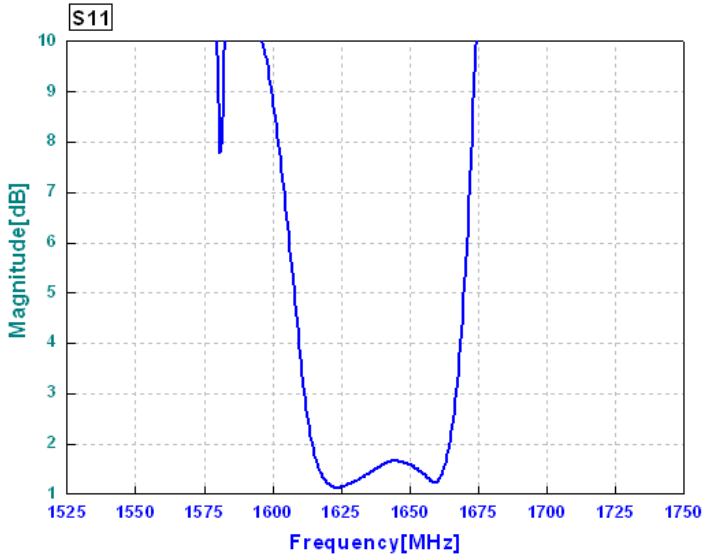


Frequency Response:





VSWR:



Smith Chart:

