



ANATECH ELECTRONICS INC
RF & Microwave Filters & Products

1643 MHz Wireless Balanced RF Saw Filter

Part Number: AM1643S385

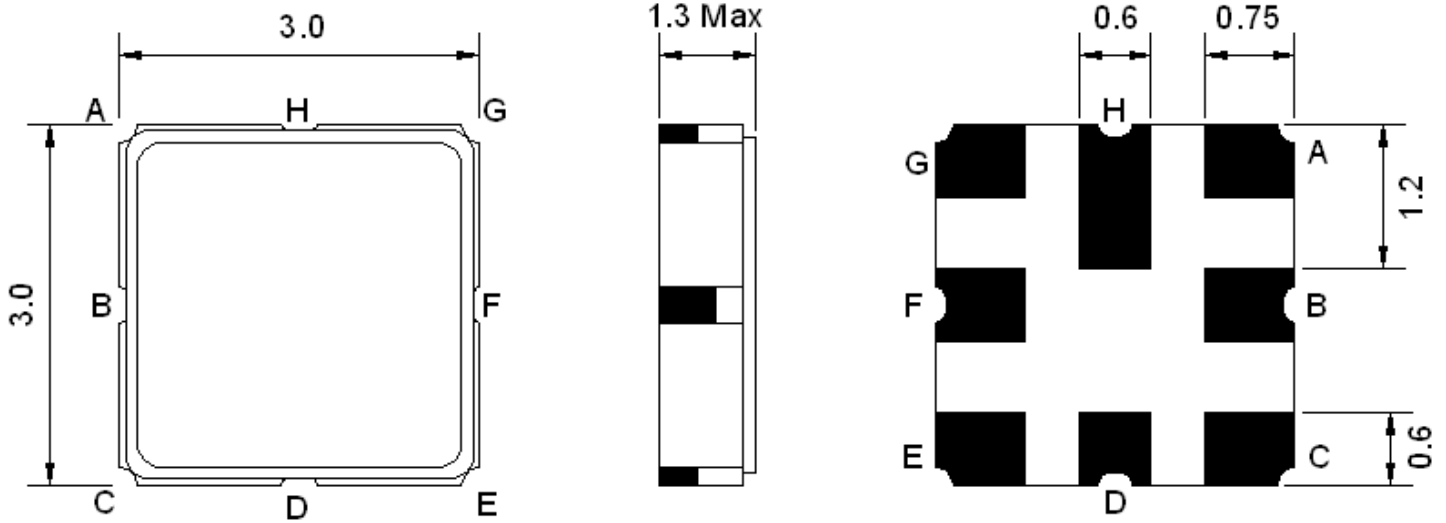


Parameters Description	Unit	Minimum	Typical	Maximum
Center Frequency (Fo)	MHz	-	1643.5	-
Insertion Loss within 1626.5 ~ 1660.5 MHz	dB	-	3.2	4.0
Amplitude Ripple within 1626.5 ~ 1660.5 MHz	dB _{p-p}	-	0.6	1.5
Input/Output VSWR within 1626.5 ~ 1660.5 MHz	-	-	1.7	2.2
Attenuation:				
DC-1000 MHz	dB	50	60	-
1000-1575 MHz	dB	35	40	-
1575-1590 MHz	dB	20	33	-
1700-1750 MHz	dB	20	30	-
1750-1885 MHz	dB	37	45	-
1885-2200 MHz	dB	30	44	-
2200-2500 MHz	dB	28	38	-
2500-40000 MHz	dB	20	30	-

Parameters Description	Unit	Minimum	Typical	Maximum
Operation Temperature Range	°C	-30	-	+85
Storage Temperature Range	°C	-40	-	+85
Maximum DC Voltage	V	-	-	0
Maximum Input Power	dBm	-	-	10
Source Impedance (Single Ended) ₁	Ω	-	50	-
Load Impedance (Balanced Ended) ₁	Ω	-	50	-
Package Size and Type	3.0 x 3.0 x 1.3 mm		M1	

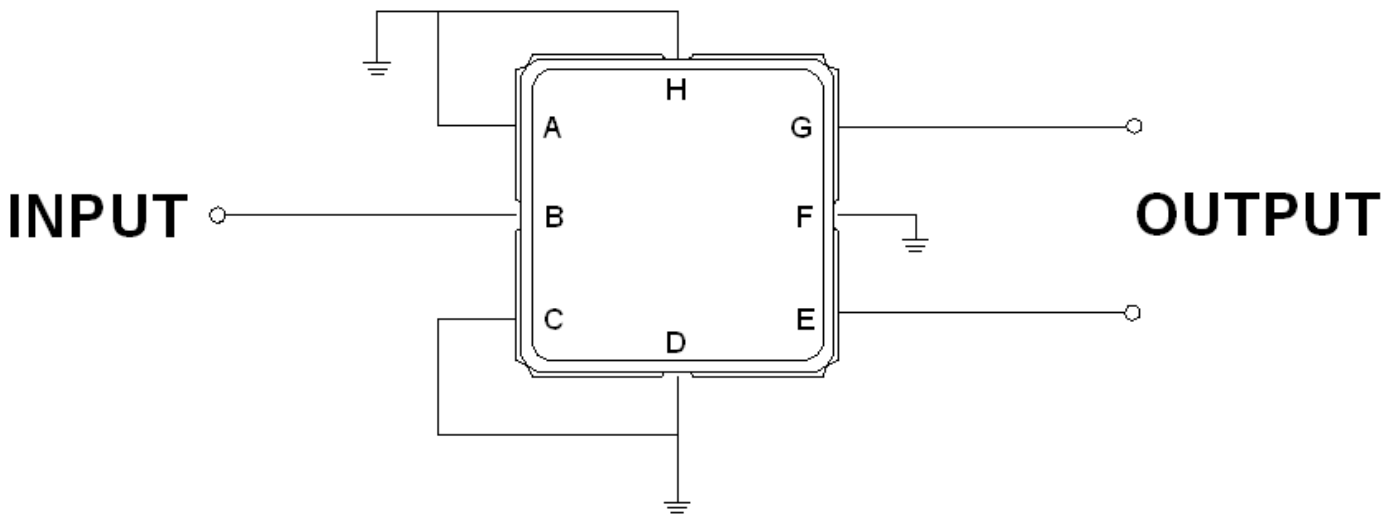


Outline Drawing:



Pin Description:
 Ground – A C D F H
 Input – B
 Output – E G

Testing Environment:



Source/Load Impedance: 50 Ω

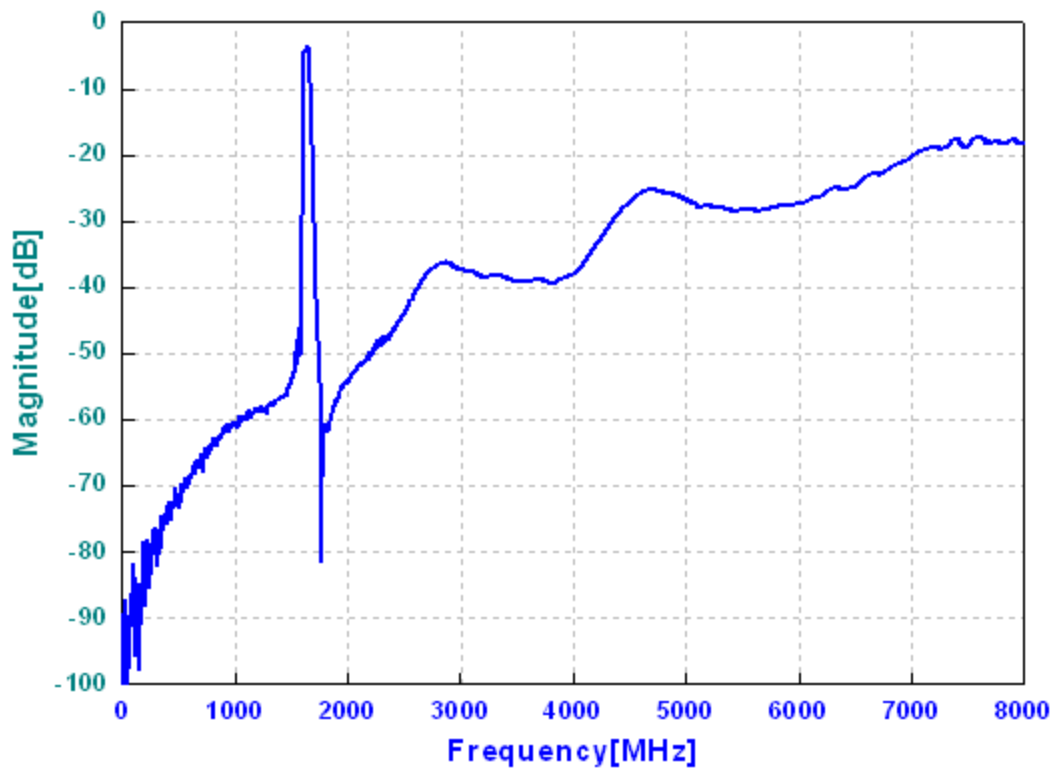
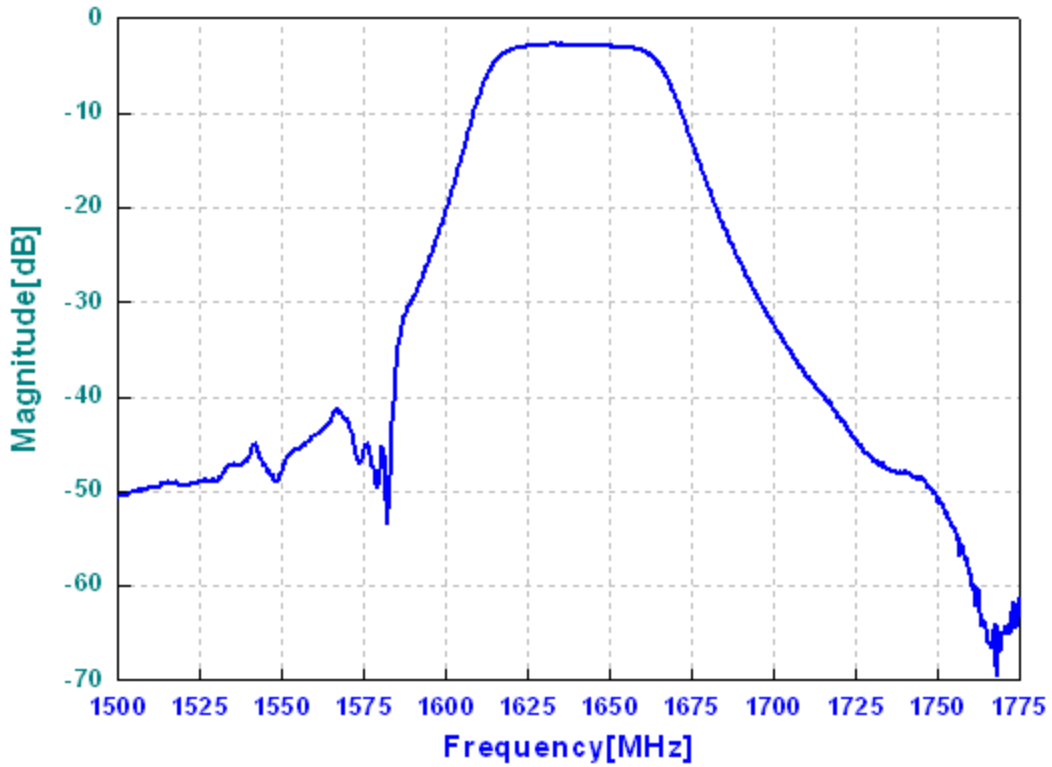


1643 MHz Wireless Balanced RF Saw Filter

Part Number: AM1643S385

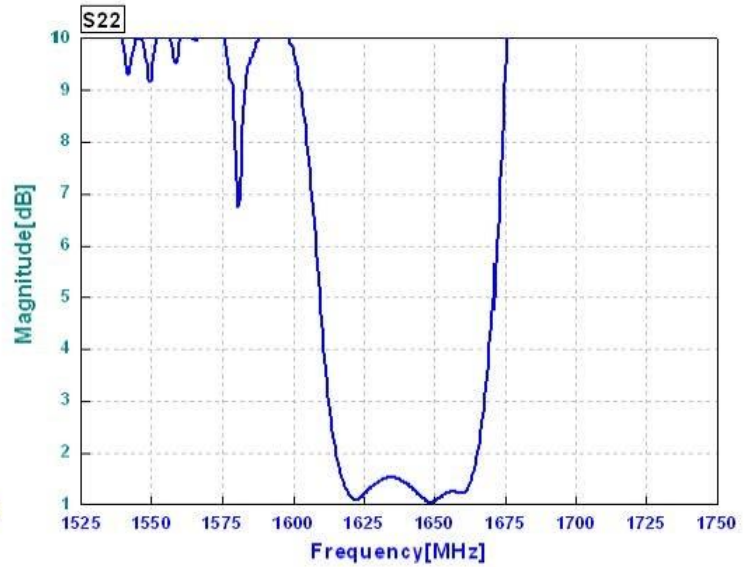
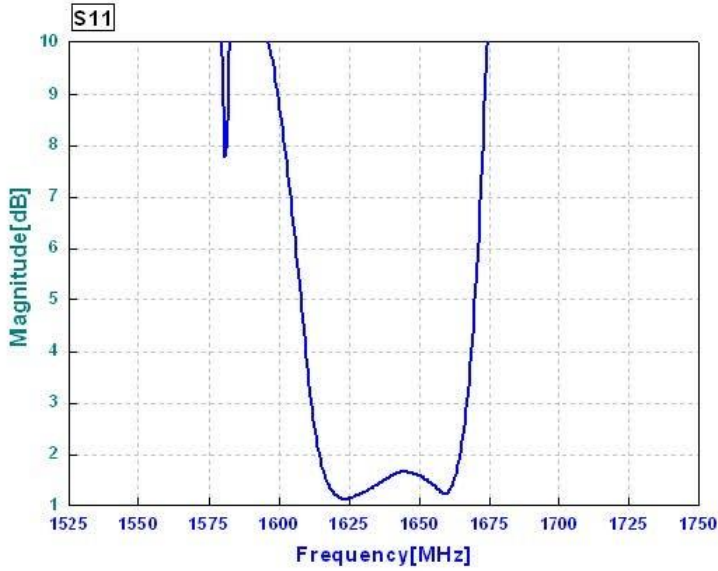


Response Plot:





VSWR



Smith Chart

