



ANATECH ELECTRONICS INC
RF & Microwave Filters & Products

1690 MHz Wireless Balanced RF Saw Filter

Part Number: AM1690S386

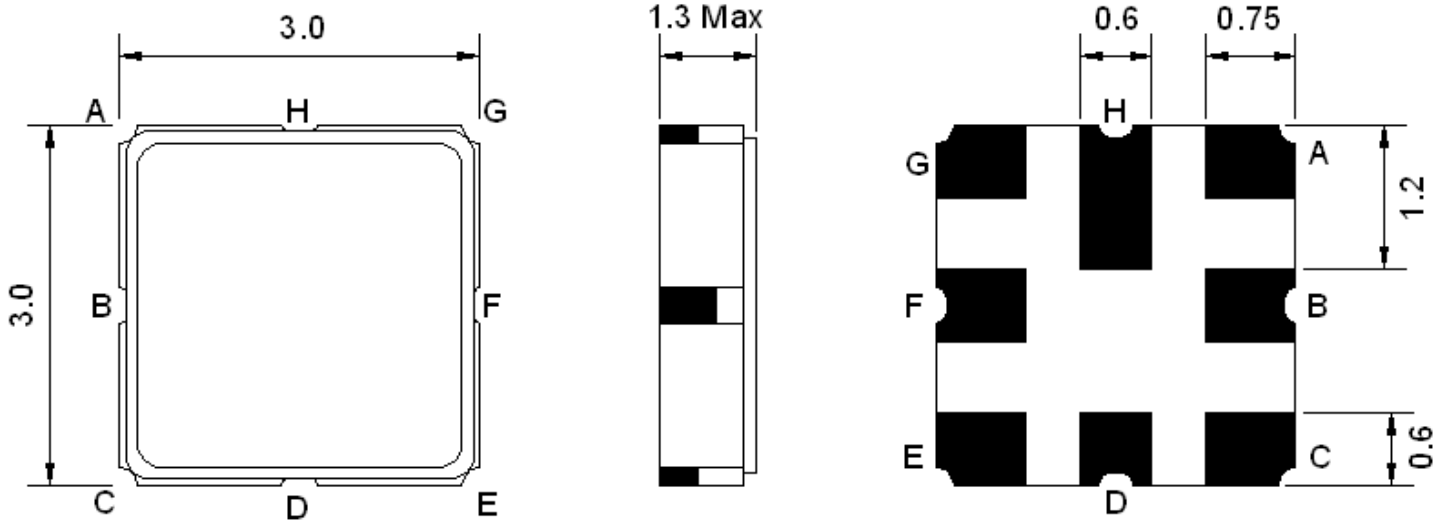


Parameters Description	Unit	Minimum	Typical	Maximum
Center Frequency (Fo)	MHz	-	1690	-
Insertion Loss within 1679.7 ~ 1698.8 MHz	dB	-	3.3	4.5
Amplitude Ripple within 1679.7 ~ 1698.8 MHz	dBp-p	-	0.6	1.5
Group Delay Ripple within 1679.7 ~ 1698.8 MHz	nSp-p	-	8.0	20.0
Input/Output VSWR within 1679.7 ~ 1698.8 MHz	-	-	2.30	2.70
Attenuation:				
54.0 ~ 1100.0 MHz	dB	50	63	-
3262.7 ~ 3352.6 MHz	dB	30	37	-
4911.0 ~ 5009.0 MHz	dB	35	43	-
6559.4 ~ 6665.1 MHz	dB	30	38	-
8211.1 ~ 8319.4 MHz	dB	15	24	-

Parameters Description	Unit	Minimum	Typical	Maximum
Operation Temperature Range	°C	-10	-	+70
Storage Temperature Range	°C	-40	-	+85
Maximum DC Voltage	V	-	-	3
Maximum Input Power	dBm	-	-	-
Source Impedance (Single Ended) ₁	Ω	-	200	-
Load Impedance (Single Ended) ₁	Ω	-	200	-
Package Size and Type	3.0 x 3.0 x 1.3 mm		M1	

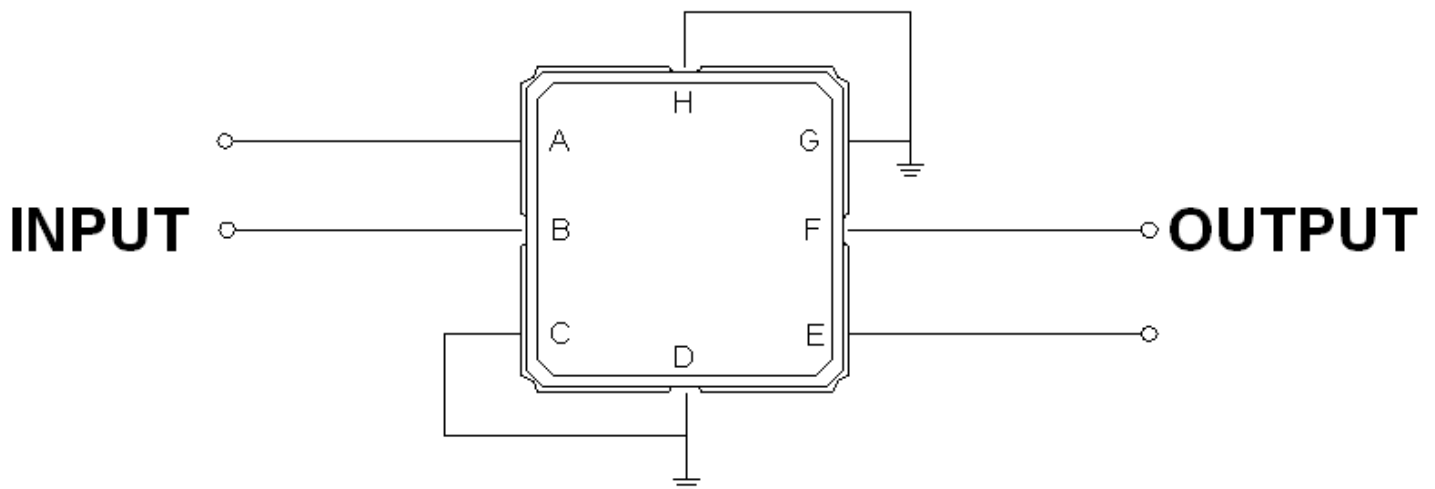


Outline Drawing:



Pin Description:
 Ground – C D G H
 Input – A B
 Output – E F

Testing Environment:



Source/Load Impedance: 200 Ω



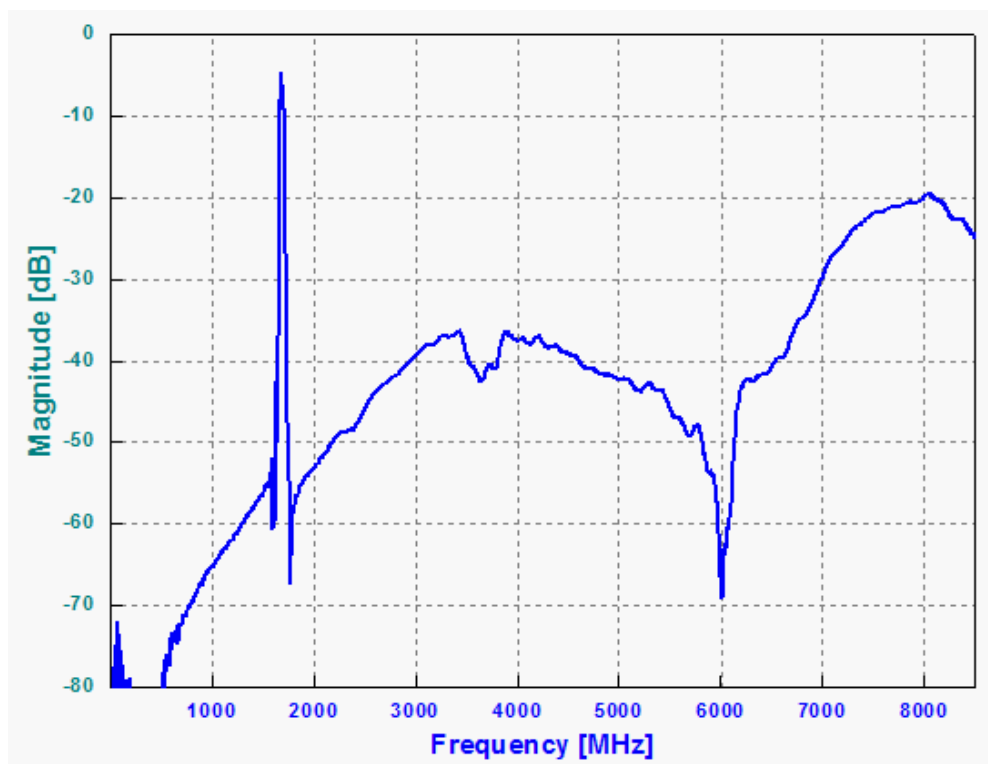
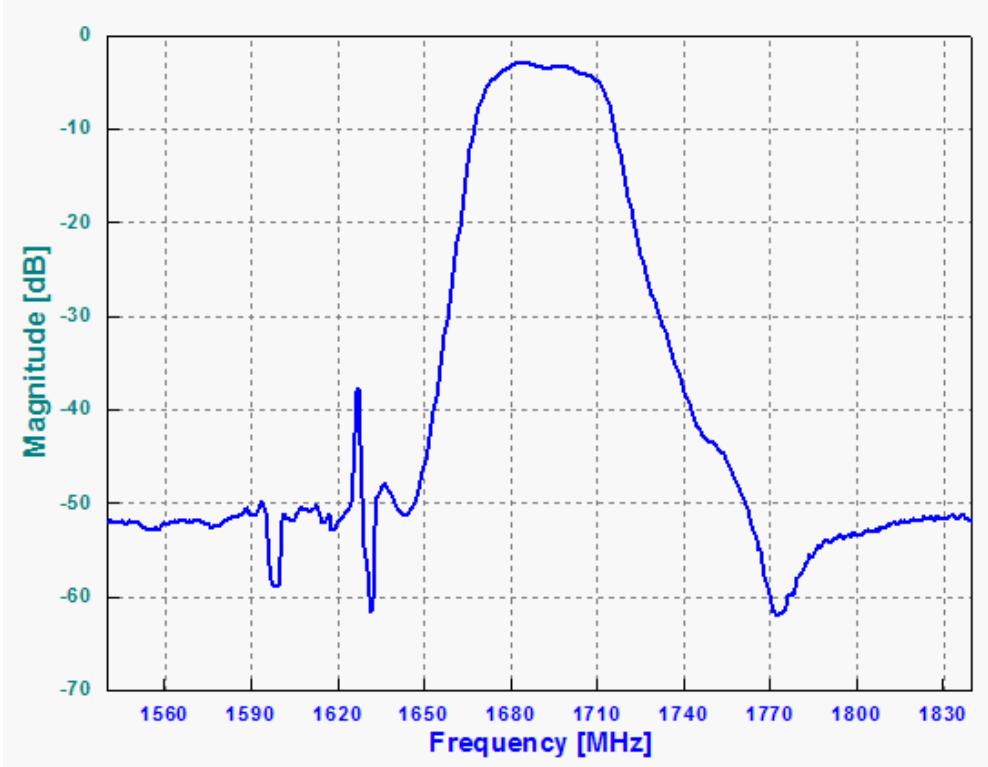
ANATECH ELECTRONICS INC
RF & Microwave Filters & Products

1690 MHz Wireless Balanced RF Saw Filter

Part Number: AM1602S815

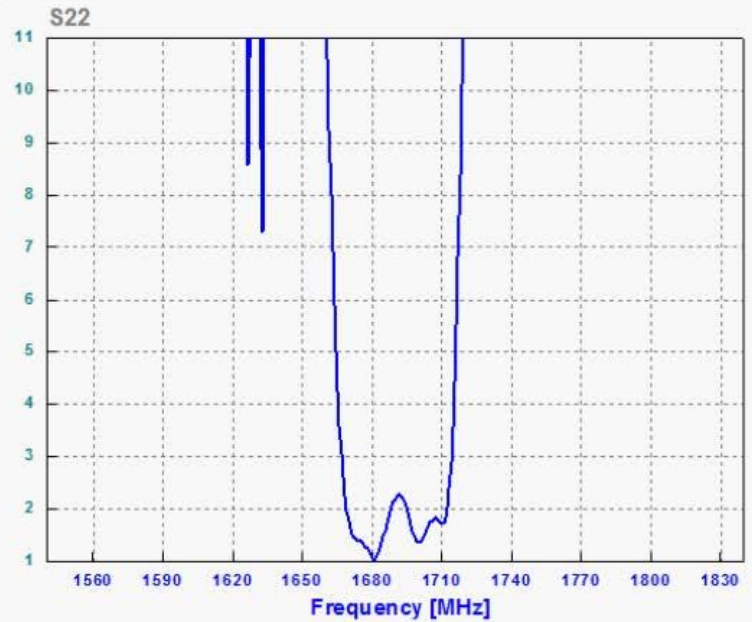
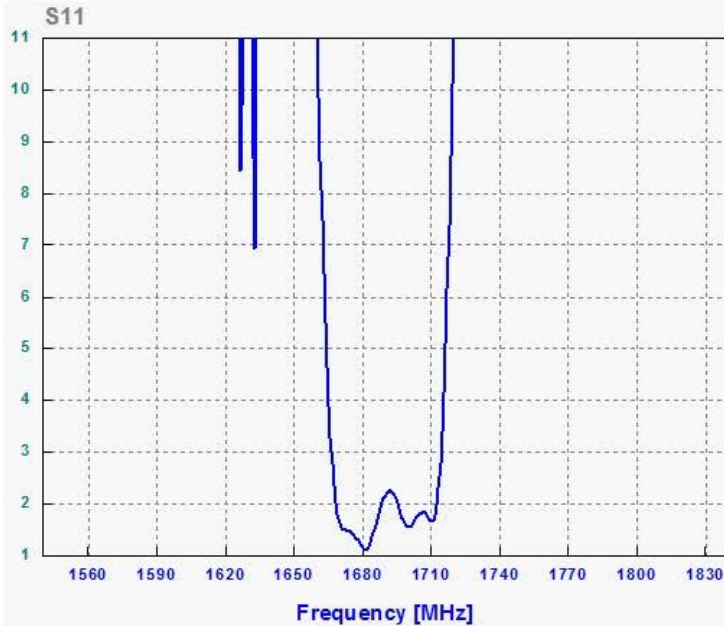


Response Plot:





VSWR



Smith Chart

