



**1850.6-1909.4 SAW Duplexer**

**Part Number: AM1850-1909SD365**

Parameters Description	Unit	Minimum	Typical	Maximum
Operation Temperature Range	°C	-30	-	+85
Storage Temperature Range	°C	-40	-	+85
Maximum DC Voltage	V	0		
Maximum Input Power	W	1.0		
Source Impedance (single ended) <sup>(1)</sup>		50		
Load Impedance (single ended) <sup>(1)</sup>		50		
Package type & size	PA			
Length x Width	mm <sup>2</sup>	-	3.8 x 3.8	-
Height	mm	-	-	1.4

Tx Ant		Specifications (+25°C)			
Parameters Description	Condition [MHz]	Unit	Minimum	Typical	Maximum
Insertion Loss	1850.6 ~ 1909.4	dB	-	1.5	3.0
Passband Ripple	1850.6 ~ 1909.4	dB	-	1.0	2.0
Return Loss	1850.6 ~ 1909.4	dB	9.5	14	-
Attenuation	1930.6 ~ 1989.4	dB	43	48	-
Ant Rx		Specifications			
Parameters Description	Condition [MHz]	Unit	Minimum	Typical	Maximum
Insertion Loss	1930.6 ~ 1989.4	dB	-	2.0	3.5
Passband Ripple	1930.6 ~ 1989.4	dB	-	1.1	2.6
Return Loss	1930.6 ~ 1989.4	dB	9.5	16	-
Attenuation	1850.6 ~ 1909.4	dB	50	55	-

Tx Rx		Specifications			
Parameters Description	Condition [MHz]	Unit	Minimum	Typical	Maximum
Isolation	1850.6 ~ 1909.4	dB	54	57	-
	1930.6 ~ 1989.4	dB	45	50	-



**1850.6-1909.4 SAW Duplexer**

**Part Number: AM1850-1909SD365**

Tx Ant		Specifications (-30 ~ +85°C)			
Parameters Description	Condition [MHz]	Unit	Minimum	Typical	Maximum
Insertion Loss	1850.6 ~ 1909.4	dB	-	-	3.5
Passband Ripple	1850.6 ~ 1909.4	dB	-	-	2.8
Return Loss	1850.6 ~ 1909.4	dB	9.5	-	-
Attenuation	1930.6 ~ 1989.4	dB	43	-	-
Ant Rx		Specifications			
Parameters Description	Condition [MHz]	Unit	Minimum	Typical	Maximum
Insertion Loss	1930.6 ~ 1989.4	dB	-	-	3.8
Passband Ripple	1930.6 ~ 1989.4	dB	-	-	3.0
Return Loss	1930.6 ~ 1989.4	dB	9.5	-	-
Attenuation	1850.6 ~ 1909.4	dB	50	-	-

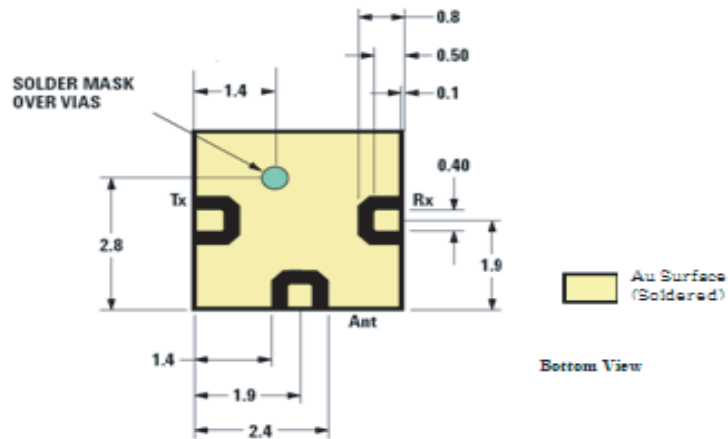
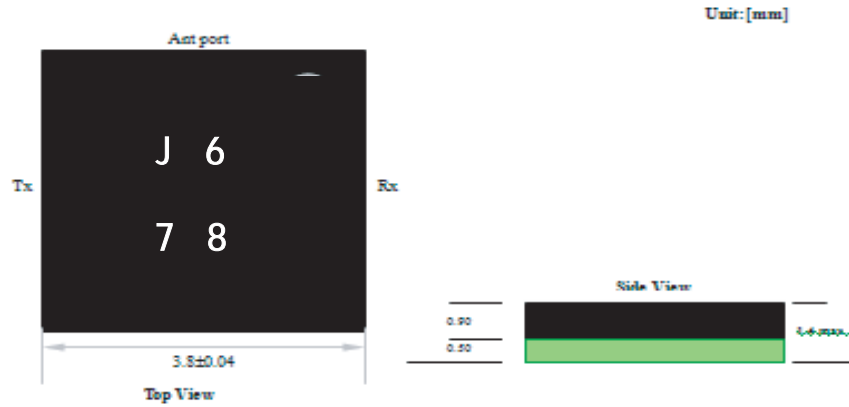
Tx Rx		Specifications			
Parameters Description	Condition [MHz]	Unit	Minimum	Typical	Maximum
Isolation	1850.6 ~ 1909.4	dB	54	57	-
	1930.6 ~ 1989.4	dB	45	50	-



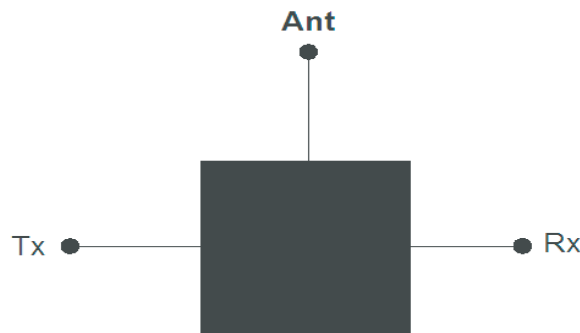
**1850.6-1909.4 SAW Duplexer**

Part Number: AM1850-1909SD365

**Package Dimensions**



**Testing Environment**



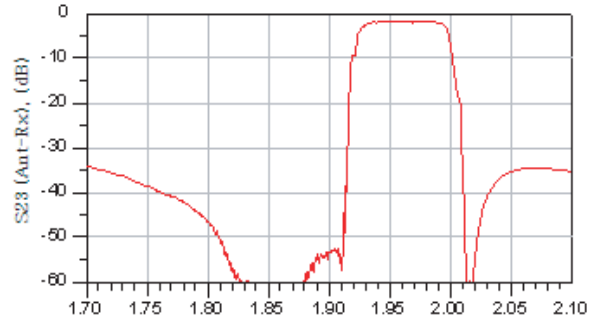
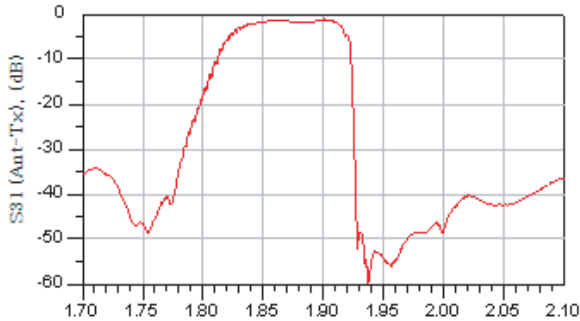


**1850.6-1909.4 SAW Duplexer**

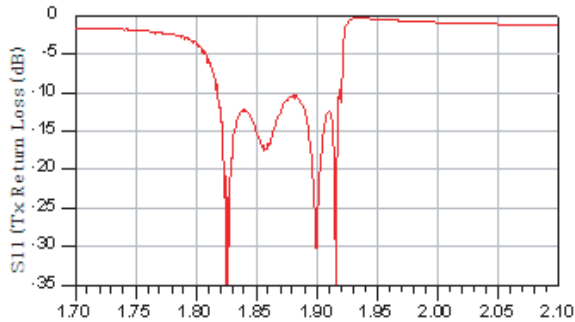
**Part Number: AM1850-1909SD365**

**Frequency Characteristics**

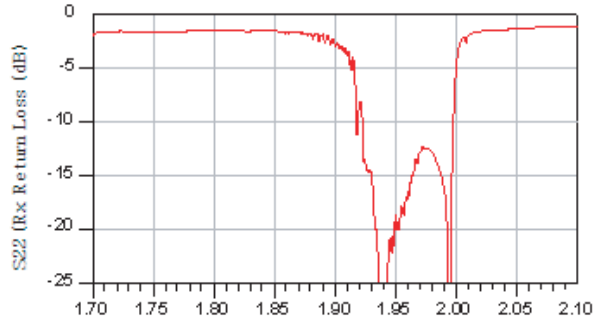
**Tx to Ant, Ant to Rx**



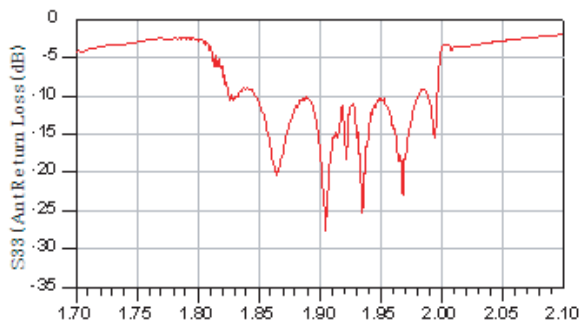
**Return Loss TX**



**Return Loss RX**



**Return Loss Ant**



**Tx to Rx Isolation**

