



2105 MHz Wireless Saw Filter

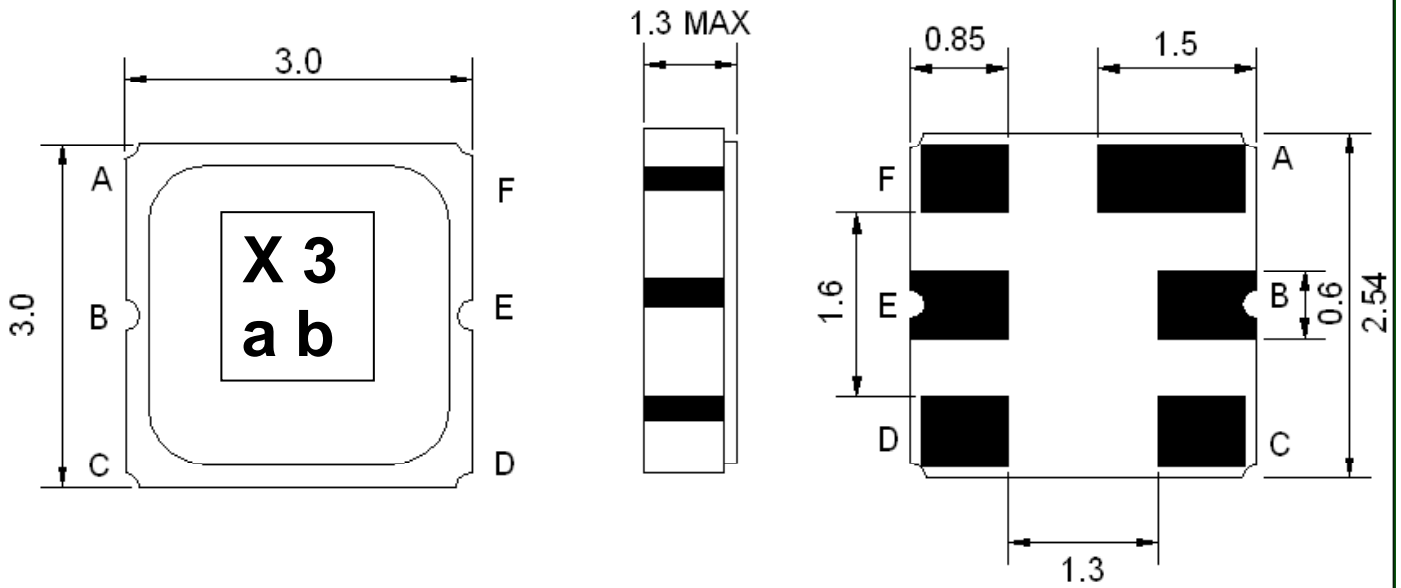
Part Number – AM2105S345

Parameters Description	Unit	Minimum	Typical	Maximum
Center Frequency (Fo)	MHz	-	2105.0	-
Insertion Loss within 2090.0 ~ 2120.0 MHz	dB	-	2.5	3.2
Amplitude Ripple within 2090.0 ~ 2120.0 MHz	dB _{p-p}	-	1.0	1.8
Attenuation:				
D.C. ~ 2030.0 MHz	dB	30	35	-
2165.0 ~ 3000.0 MHz	dB	30	35	-
VSWR within 2090.0 ~ 2120.0 MHz	-	-	2.2	2.6

Parameters Description	Unit	Minimum	Typical	Maximum
Operating Temperature Range	°C	-20	-	+75
Storage Temperature Range	°C	-40	-	+85
Maximum DC Voltage	V	-	-	0
Maximum Input Power	dBm	-	-	26
Source Impedance (single ended) ⁽¹⁾	Ω	-	50	-
Load Impedance (single ended) ⁽¹⁾	Ω	-	50	-
Package type & size	M			
Length x Width	mm ²	-	3.0 x 3.0	-
Height	mm	-	-	1.3



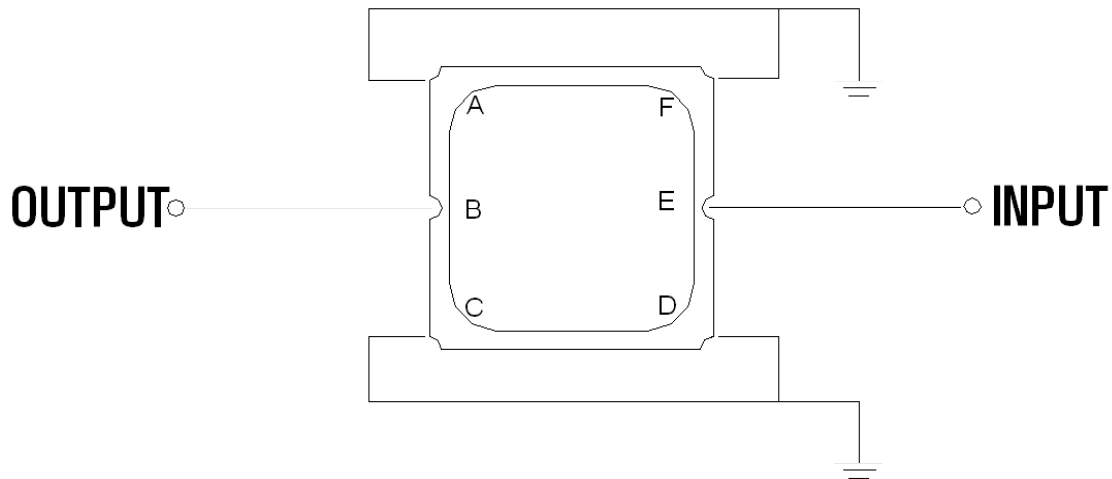
Package Dimensions:



Marking Descriptions	
X	Wireless Application
3	Series Number
a	Date Code(Year)
b	Date Code(Month)

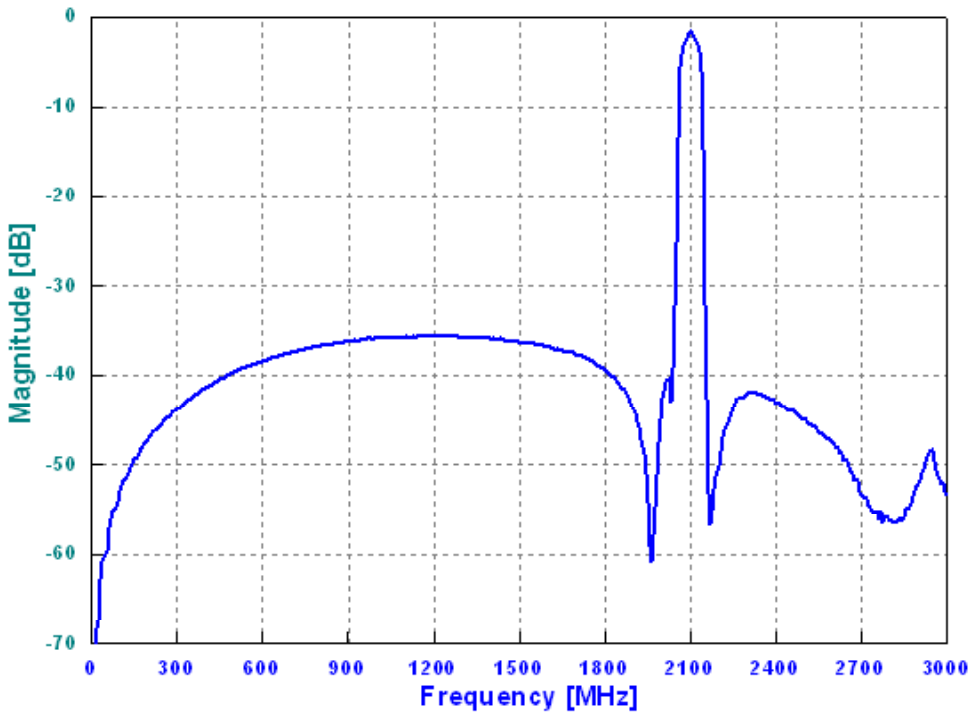
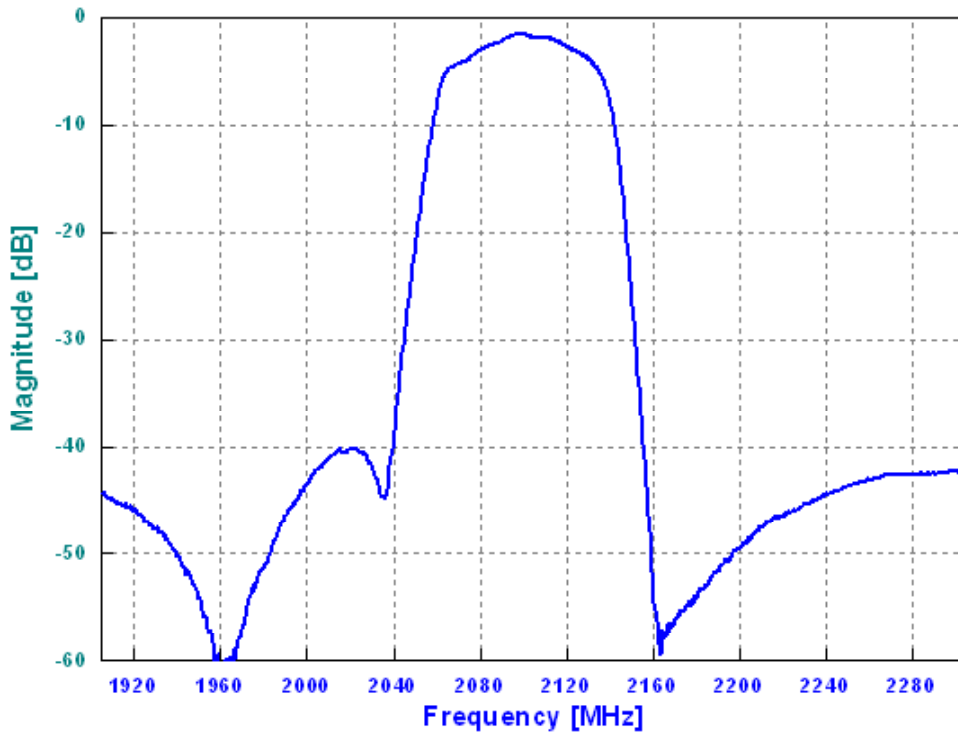
Pin Description	
A, C, D, F	Ground
E	In
B	Out

Testing Environment:



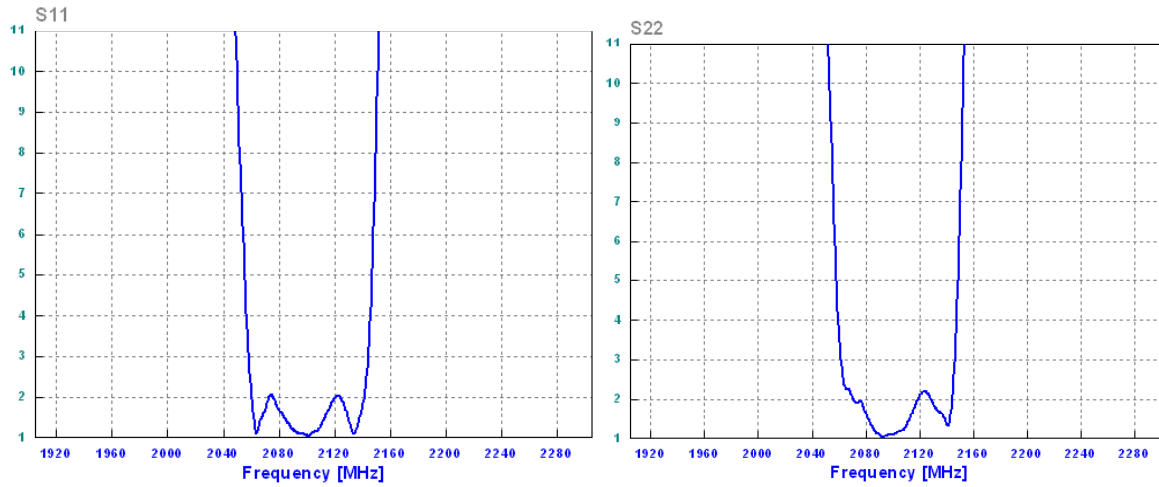


Frequency Response:





VSWR:



Smith:

