



ANATECH ELECTRONICS INC
RF & Microwave Filters & Products

2655 MHz Ceramic Bandpass Filter

Part Number: AM2655B1144



Electrical specifications

Center Frequency: 2655 MHz
Bandwidth: $F_0 \pm 35$ MHz
VSWR: 12.5 min
Input / Output Impedance: 50 Ohms
Passband: 2620-2690 MHz
Passband Insertion Loss: 2.2 dB max.
Passband Ripple: 0.7 dB max.
Rejection: 20 dB min. @ 2500-2570 MHz
Rejection 2: 40 dB min. @ 2809.6-2879.6 MHz
Rejection 3: 45 dB @ 2240.8-2310.8 MHz
Rejection 4: 35 dB @ 2999.2-3069.2 MHz
Power Handling: 3 Watt

Mechanical

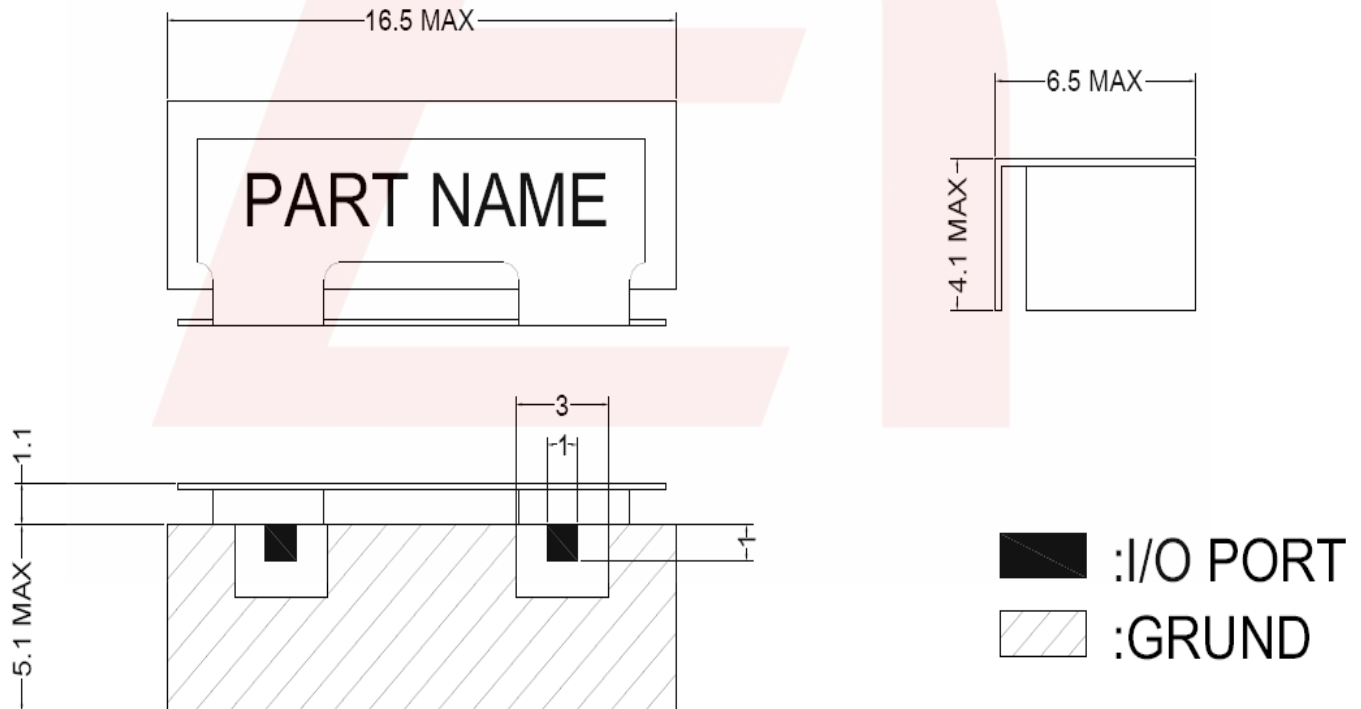
Mounting Method: SMT
Dimensions: 16.5 x 6.5 x 4.1 mm

Environmental

Operating Temperature: -20°C to 85°C
Storage Temperature: -50°C to +90°C

This product is RoHs compliant.

Outline Drawing:



DS-B1144-121502015-Rev0



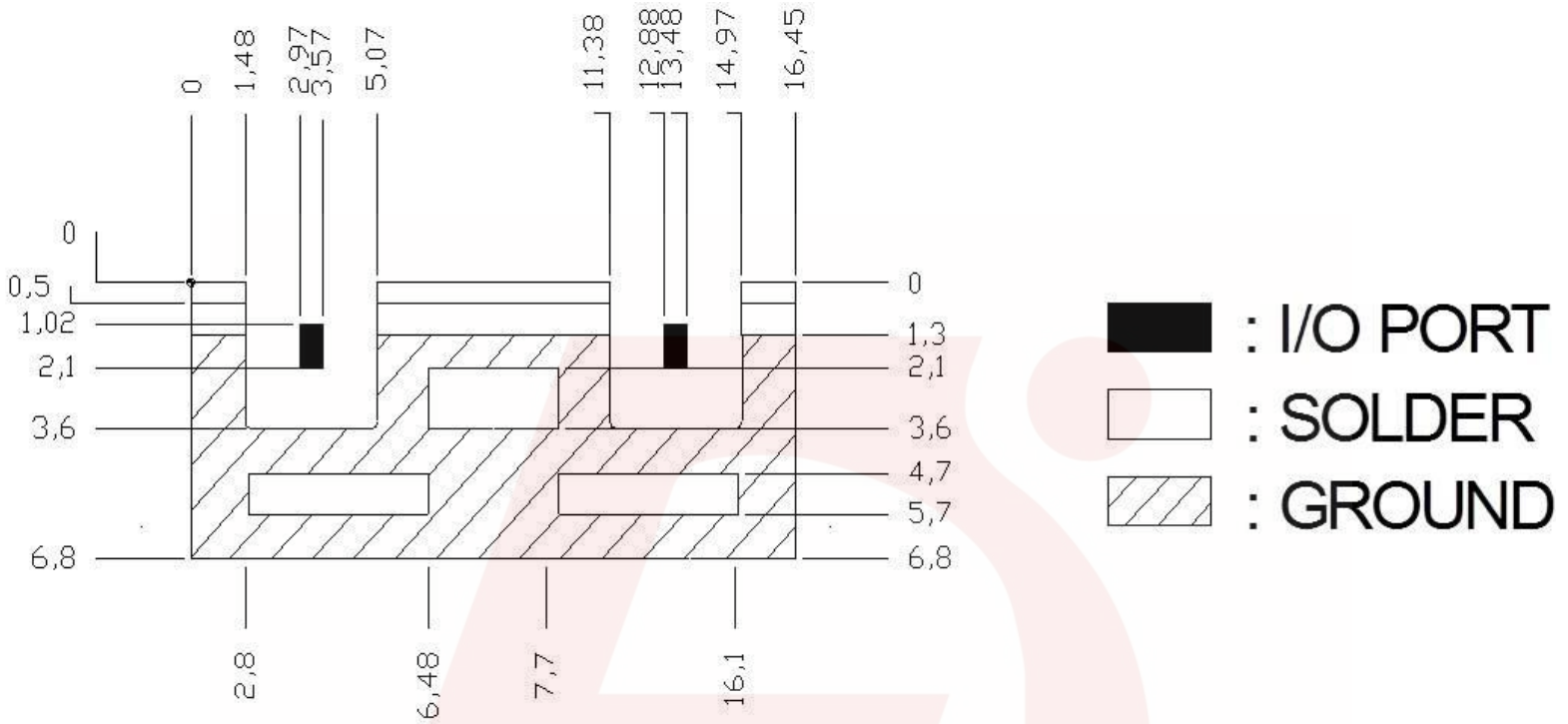
ANATECH ELECTRONICS INC
RF & Microwave Filters & Products

2655 MHz Ceramic Bandpass Filter

Part Number: AM2655B1144



Foot Print:



DS-B1144-121502015-Rev0



ANATECH ELECTRONICS INC
RF & Microwave Filters & Products

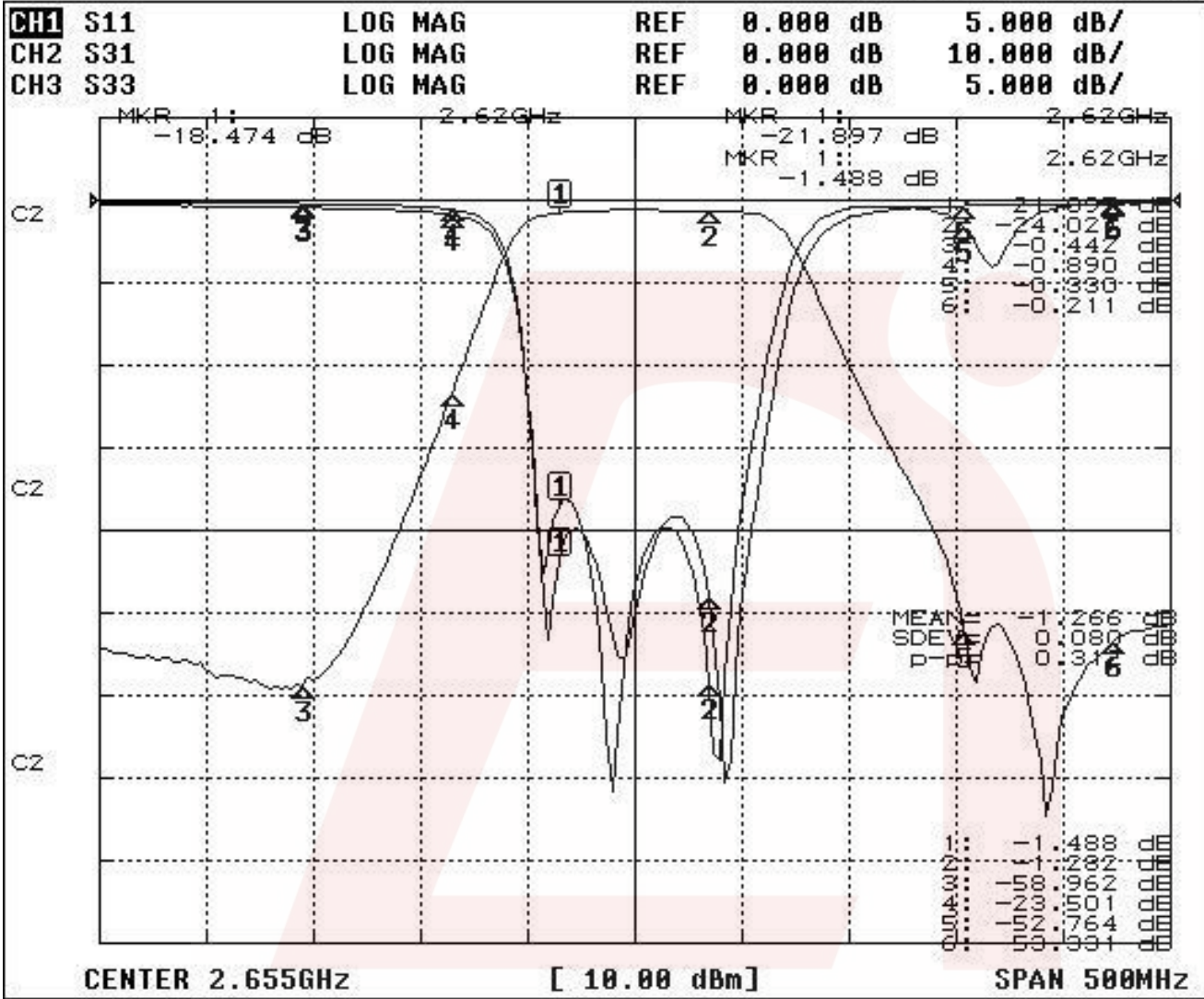
2655 MHz Ceramic Bandpass Filter

Part Number: AM2655B1144



Response Plot:

2011/09/04 Sun 18:36:33



COLOR SCHEME

SCHEME-1 1|

SCHEME-2 2|

SCHEME-3 3|

SCHEME-4 4|

SCHEME-5 5|

SCHEME-6 6|

Return 8|