



ANATECH ELECTRONICS INC
RF & Microwave Filters & Products

465 MHz CDMA 450 A-Band RF-Rx Saw Filter

Part Number: AM465S494

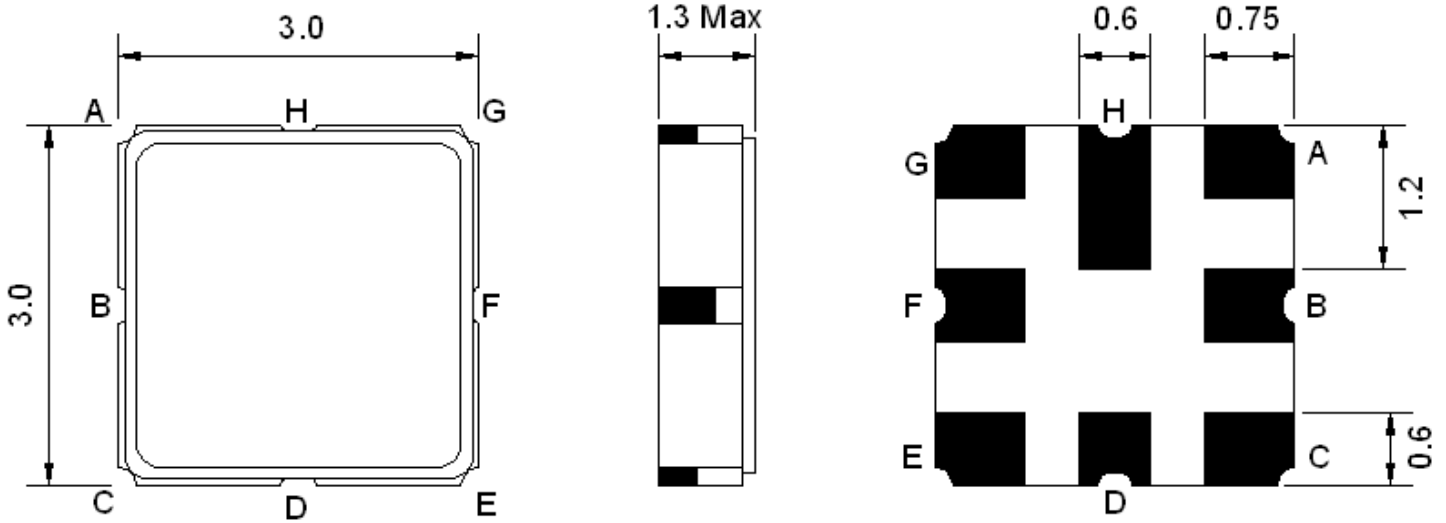


Parameters Description	Unit	Minimum	Typical	Maximum
Center Frequency (Fo)	MHz	-	465.0	-
Insertion Loss in 462.5 ~ 467.5 MHz	dB	-	2.2	4.0
VSWR in 462.5 ~ 467.5 MHz	-	-	2.0	2.5
Stop Band Attenuation:				
452.5 ~ 457.5 MHz	dB	35	50	-
480.0 ~ 485.0 MHz	dB	30	35	-
485.0 ~ 507.5 MHz	dB	30	40	-
507.5 ~ 1000.0 MHz	dB	40	55	-
1000.0 ~ 1200.0 MHz	dB	45	55	-
1200.0 ~ 1700.0 MHz	dB	40	50	-
1700.0 ~ 2000.0 MHz	dB	35	50	-

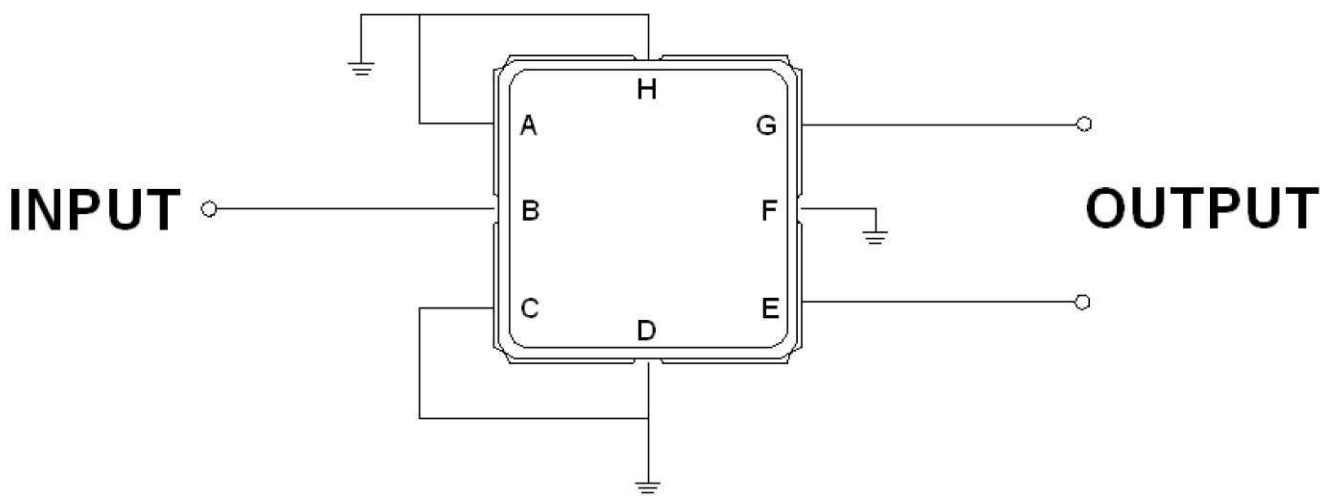
Parameters Description	Unit	Minimum	Typical	Maximum
Operation Temperature Range	°C	-30	-	+80
Storage Temperature Range	°C	-40	-	+85
Maximum DC Voltage	V	-	-	0
Maximum Input Power	dBm	-	-	0
Source Impedance (Single Ended) ₁	Ω	-	50	-
Load Impedance (Single Ended) ₁	Ω	-	100	-
Package Size and Type	3.0 x 3.0 x 1.3 mm		M1	



Outline Drawing:



Testing Environment:



Source Impedance: 50 Ω

Load Impedance: 100 Ω



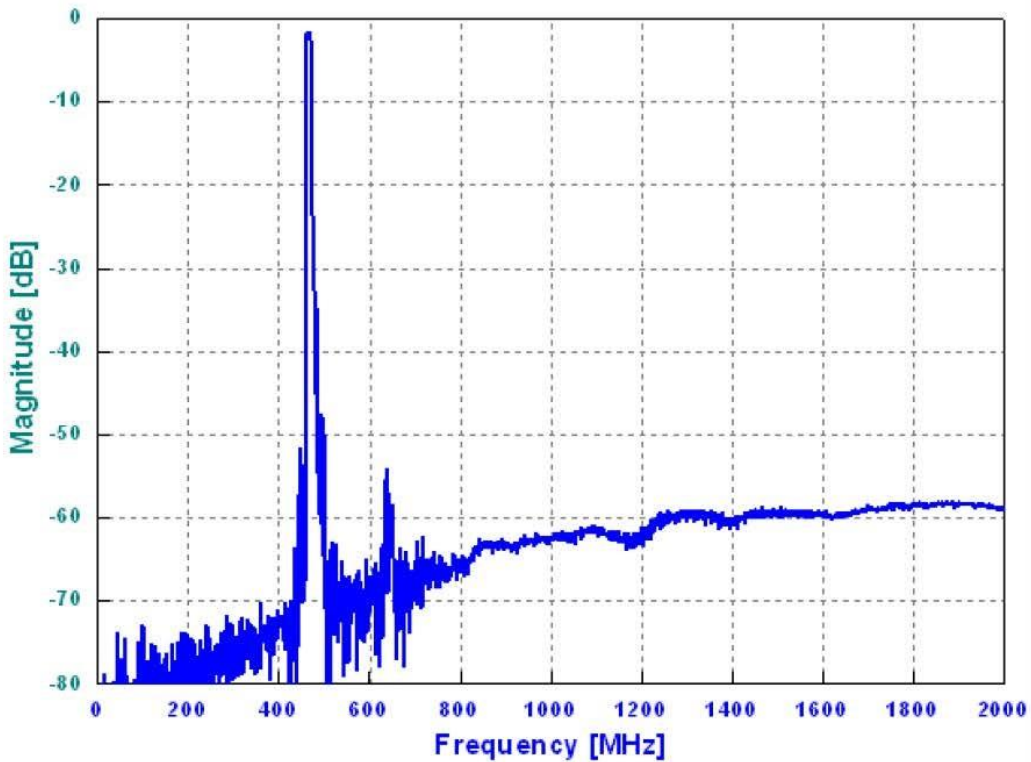
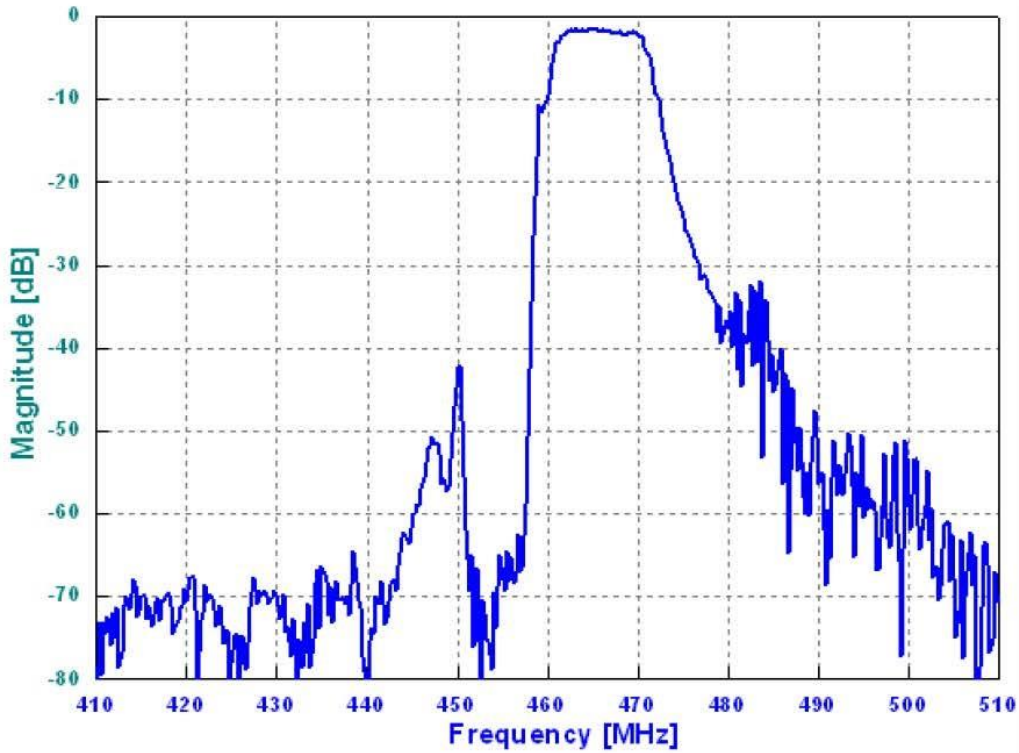
ANATECH ELECTRONICS INC
RF & Microwave Filters & Products

465 MHz CDMA 450 A-Band RF-Rx Saw Filter

Part Number: AM465S494

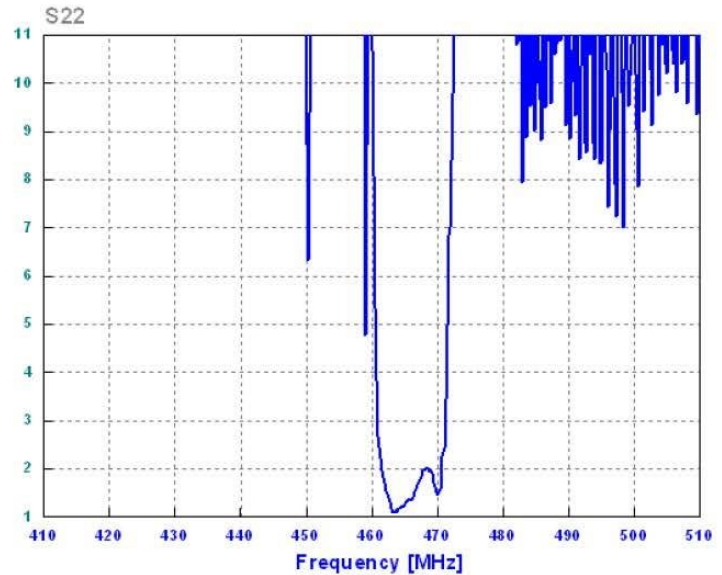
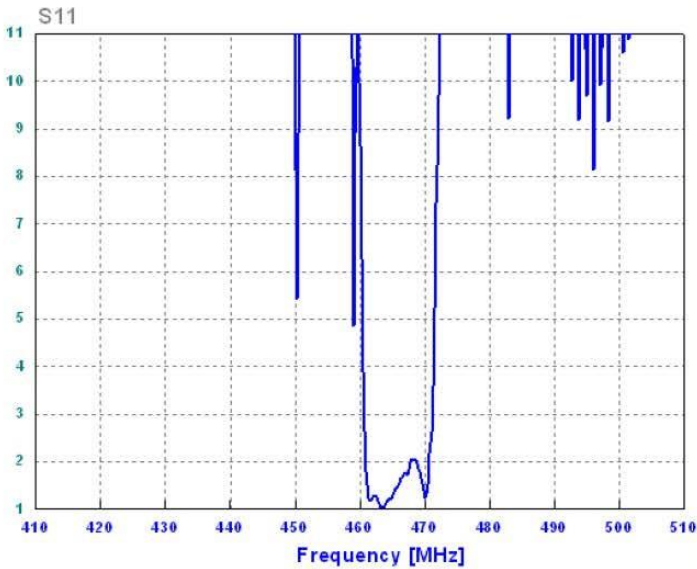


Response Plot:





VSWR



Smith Chart

