



ANATECH ELECTRONICS INC
RF & Microwave Filters & Products

467 MHz CDMA 450 G-Band RF-Rx Saw Filter

Part Number: AM467S499

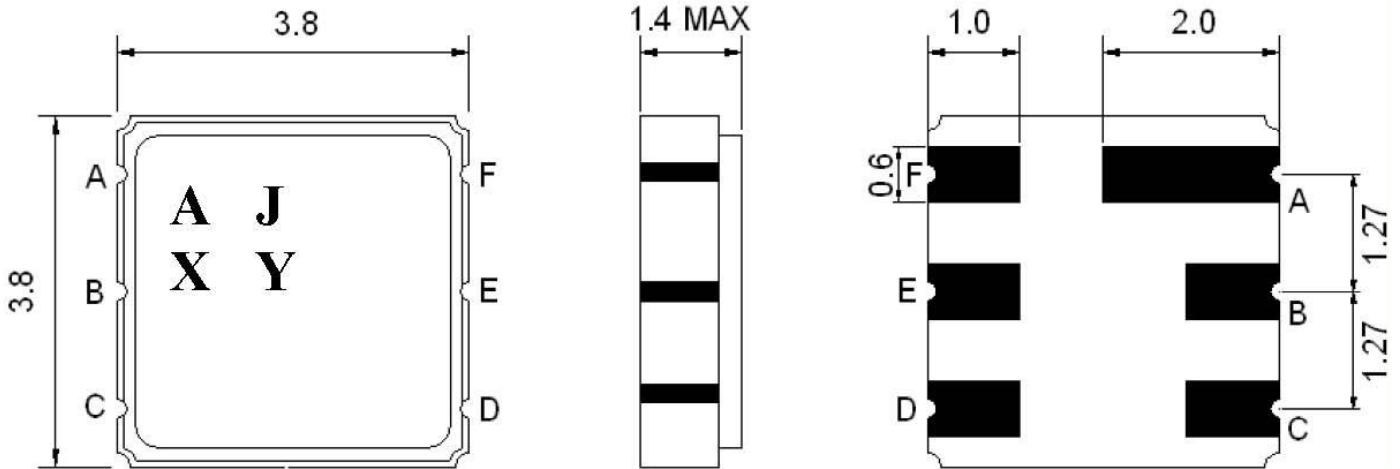


| Parameters Description | Unit | Minimum | Typical | Maximum |
|-------------------------------------|------|---------|---------|---------|
| Center Frequency (Fo) | MHz | - | 467.6 | - |
| Insertion Loss in 465.2 ~ 470.0 MHz | dB | - | 2.8 | 3.5 |
| VSWR in 465.2 ~ 470.0 MHz | - | - | 1.8 | 2.0 |
| Stop Band Attenuation: | | | | |
| 0.3 ~ 455.2 MHz | dB | 40 | 50 | - |
| 455.2 ~ 460.0 MHz | dB | 35 | 49 | - |
| 490.0 ~ 700.0 MHz | dB | 40 | 50 | - |
| 700.0 ~ 1200.0 MHz | dB | 30 | 42 | - |
| 1200.0 ~ 2000.0 MHz | dB | 20 | 35 | - |

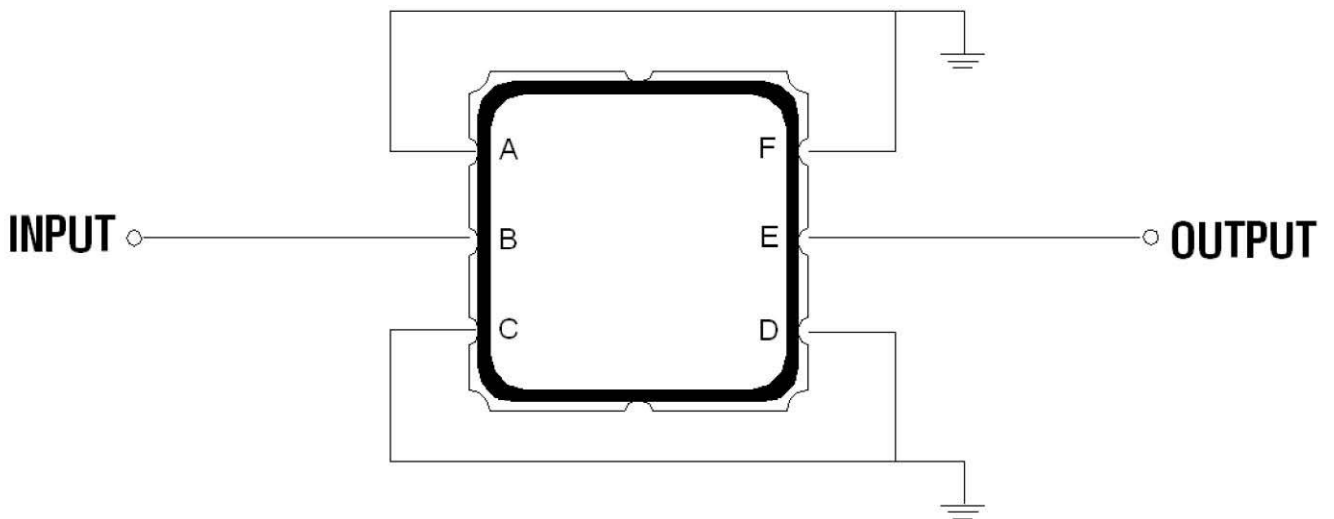
| Parameters Description | Unit | Minimum | Typical | Maximum |
|--|--------------------|---------|---------|---------|
| Operation Temperature Range | °C | -30 | - | +80 |
| Storage Temperature Range | °C | -40 | - | +85 |
| Maximum DC Voltage | V | - | - | 0 |
| Maximum Input Power | dBm | - | - | 27 |
| Source Impedance (Single Ended) ₁ | Ω | - | 50 | - |
| Load Impedance (Single Ended) ₁ | Ω | - | 50 | - |
| Package Size and Type | 3.8 x 3.8 x 1.4 mm | | P | |



Outline Drawing:



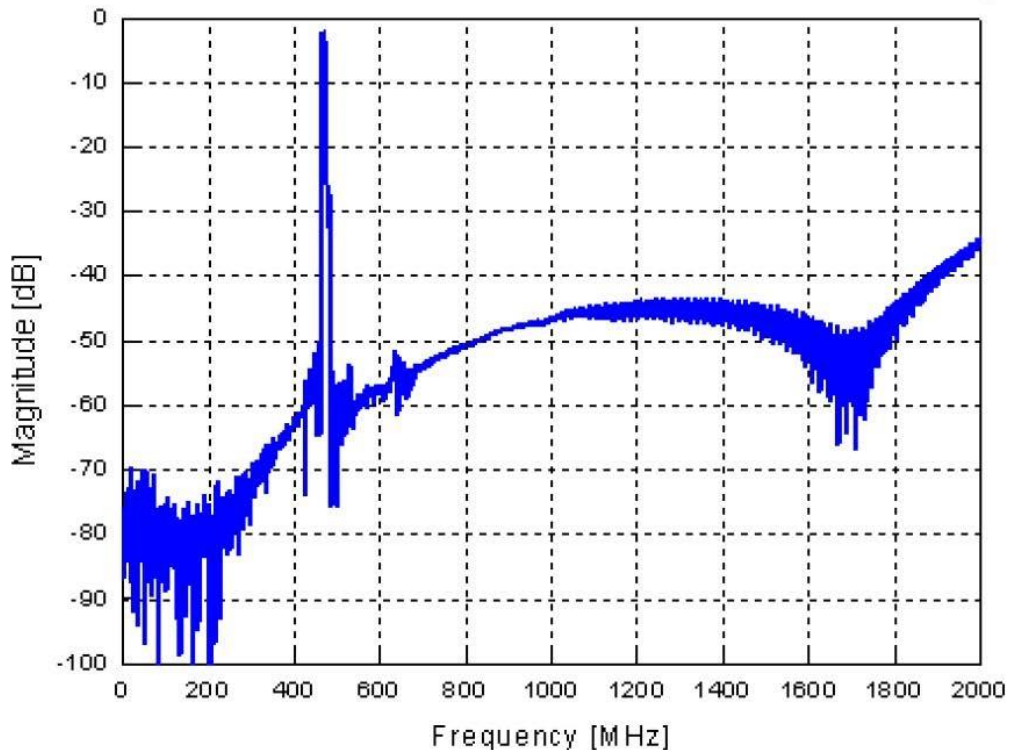
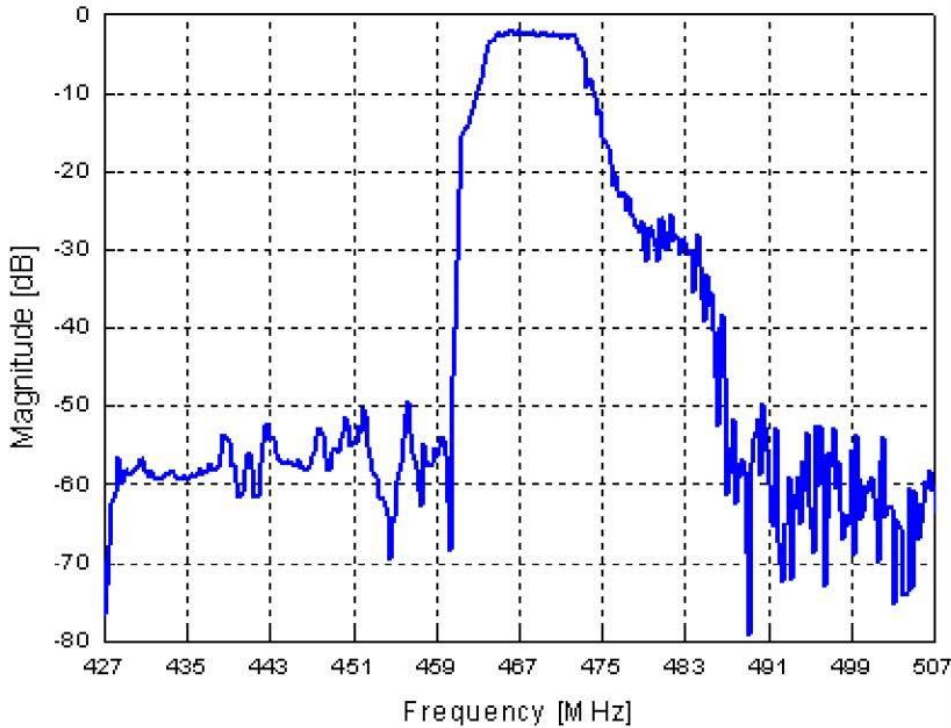
Testing Environment:



Source & Load Impedance: 50 Ω



Response Plot:





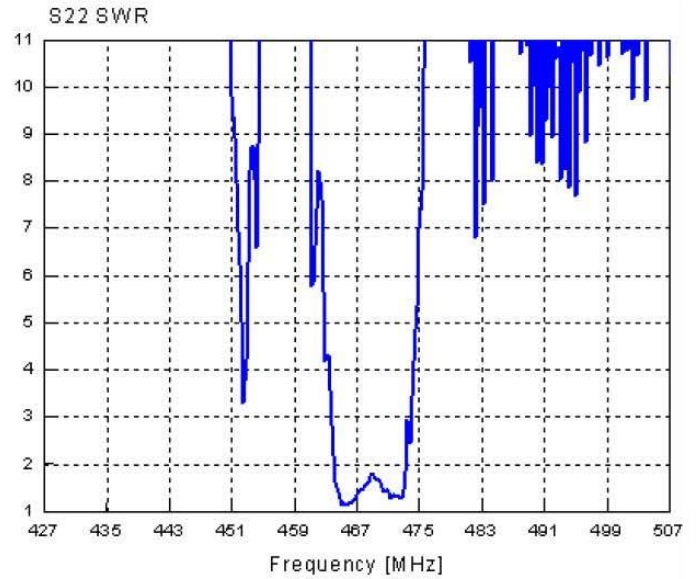
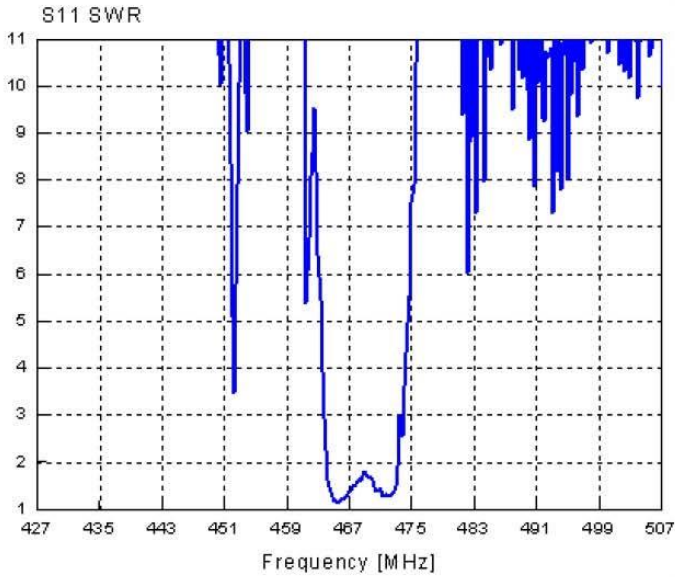
ANATECH ELECTRONICS INC
RF & Microwave Filters & Products

467 MHz CDMA 450 G-Band RF-Rx Saw Filter

Part Number: AM467S499

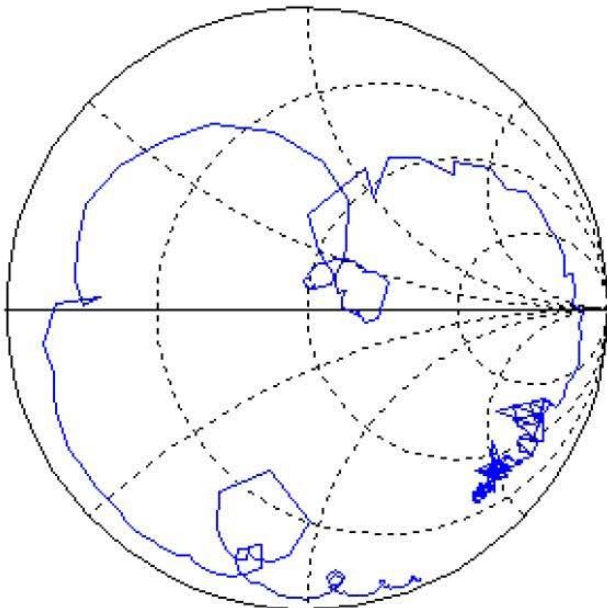


VSWR



Smith Chart

S11



S22

