



**ANATECH ELECTRONICS INC**  
RF & Microwave Filters & Products

# 491 MHz CDMA 450 F-Band RF-Rx Saw Filter

**Part Number: AM491S503**

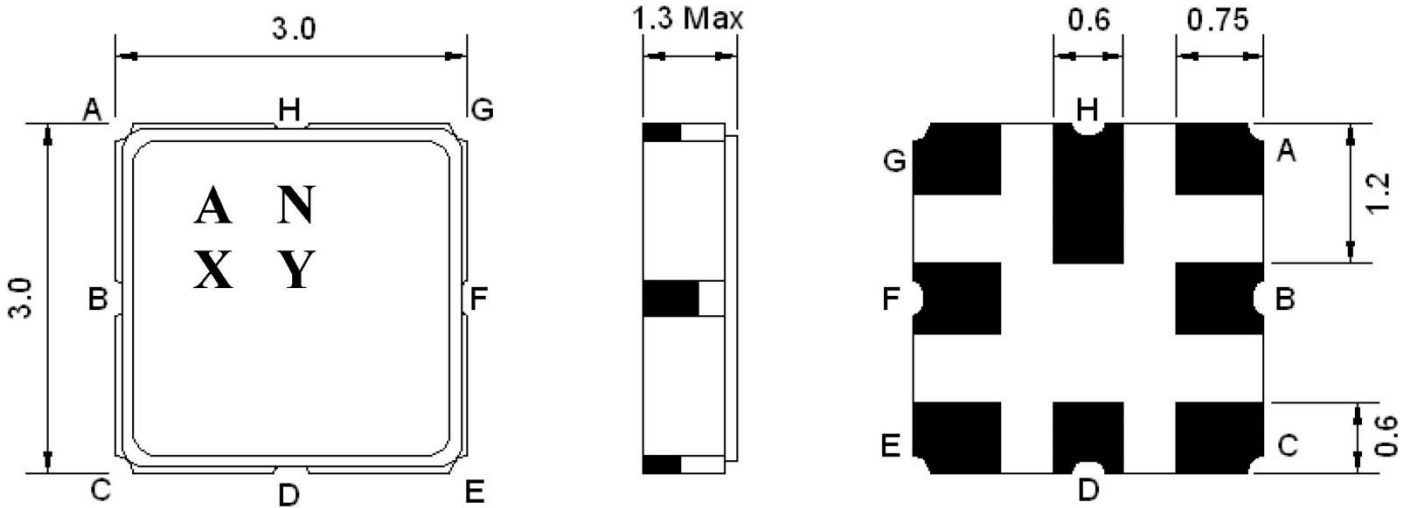


Parameters Description	Unit	Minimum	Typical	Maximum
Center Frequency (Fo)	MHz	-	491.2	-
Insertion Loss in 489.0 ~ 493.5 MHz	dB	-	2.2	4.0
VSWR in 489.0 ~ 493.5 MHz	-	-	1.7	2.4
<b>Stop Band Attenuation:</b>				
0.3 ~ 479.0 MHz	dB	40	50	-
479.0 ~ 483.5 MHz	dB	35	49	-
515.0 ~ 800.0 MHz	dB	40	50	-
800.0 ~ 1200.0 MHz	dB	40	55	-
1200.0 ~ 2000.0 MHz	dB	35	50	-

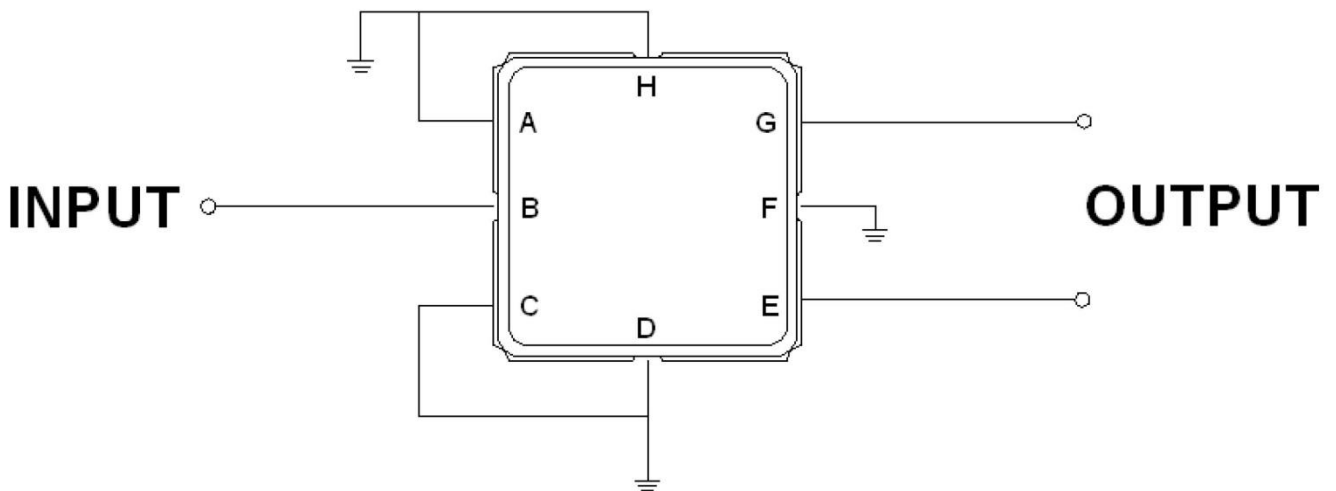
Parameters Description	Unit	Minimum	Typical	Maximum
Operation Temperature Range	°C	-30	-	+80
Storage Temperature Range	°C	-40	-	+85
Maximum DC Voltage	V	-	-	0
Maximum Input Power	dBm	-	-	27
Source Impedance (Single Ended) <sub>1</sub>	Ω	-	50	-
Load Impedance (Balanced Ended) <sub>1</sub>	Ω	-	100	-
Package Size and Type	3.0 x 3.0 x 1.3 mm		M1	



**Outline Drawing:**



**Testing Environment:**



Source Impedance: 50

Load Impedance : 100



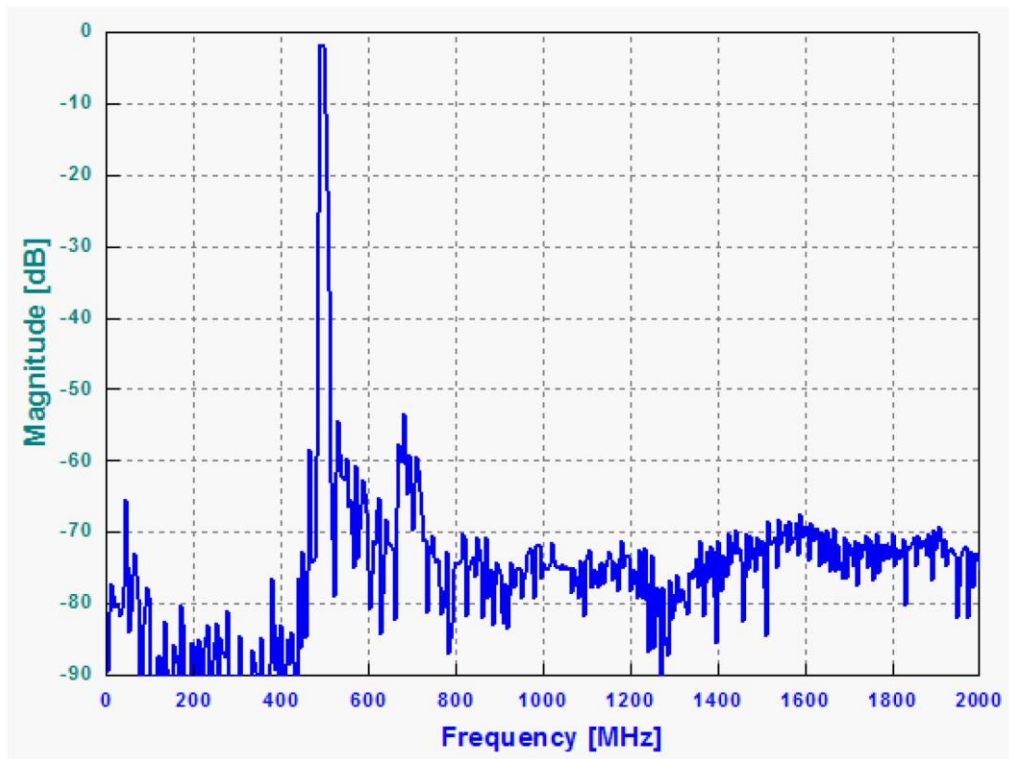
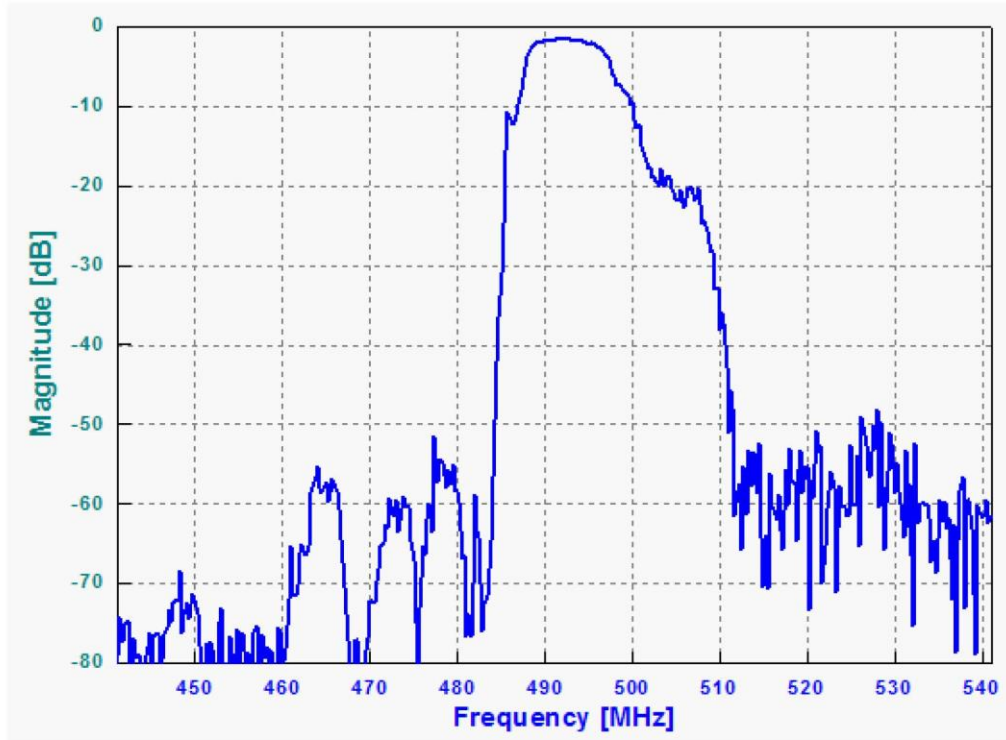
**ANATECH ELECTRONICS INC**  
RF & Microwave Filters & Products

# 491 MHz CDMA 450 F-Band RF-Rx Saw Filter

**Part Number: AM491S503**



## Response Plot:





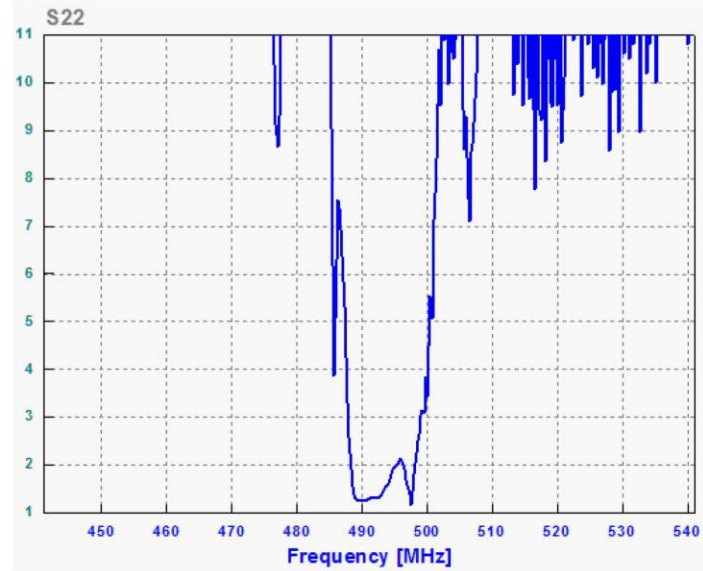
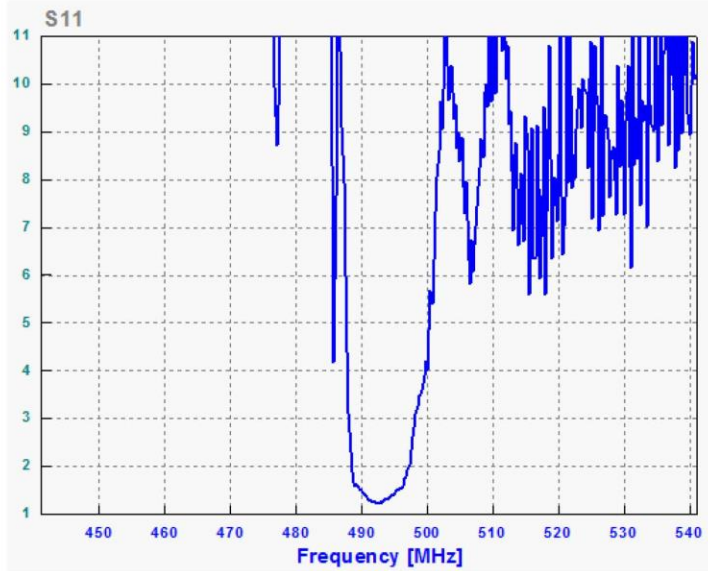
**ANATECH ELECTRONICS INC**  
RF & Microwave Filters & Products

# 491 MHz CDMA 450 F-Band RF-Rx Saw Filter

**Part Number: AM491S503**



## VSWR



## Smith Chart

